






ASSEMBLY INSTRUCTION

FOR SIDE RAIL



(BOX 1) BOX OF HEADBOARD & FOOTBOARD

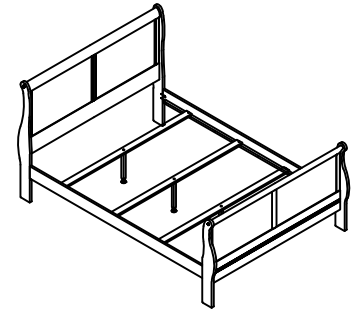
ITEM	DRAWING	DESCRIPTION	Qty
A		HEADBOARD	1
B		FOOTBOARD	1

(BOX 2) BOX OF SIDE RAIL

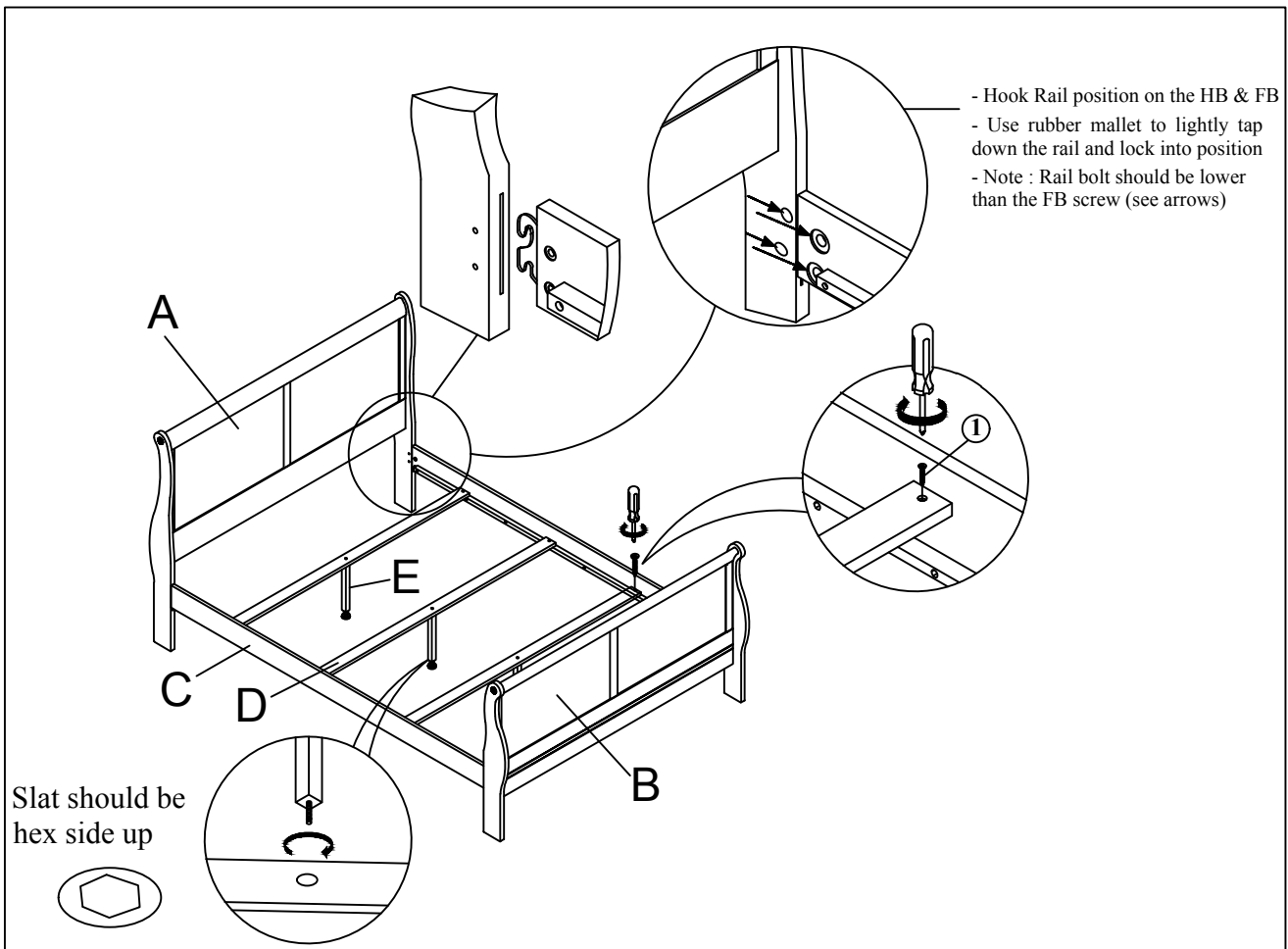
ITEM	DRAWING	DESCRIPTION	Qty
C		SIDE RAIL	2
D		WOODEN SLAT	3
E		WOODEN SUPPORT	3

(BOX 2) HARDWARE LIST

ITEM	DRAWING	DESCRIPTION	Qty
1		CB SCREW (M4 *28mm)	6
2		SCREW DRIVER(*)	1



COMPLETED FULL BED ASSEMBLY



THE HARDWARE IS LOCATED THE PACKING ITEMS

NOTE: MUST TIGHTEN SCREWS PERIODICALLY WITH USE SCREWS MAY BECOME LOOSE.

CHECK TIGHTNESS OF ALL SCREWS EVERY 6-8 WEEKS.

CLEANING INSTRUCTION

After assembled, clean & polish the completed parts if necessary with soft cloth and industrial recognized furniture polish.

MADE IN VIETNAM