





# ASSEMBLY INSTRUCTION

DESCRIPTION : MIRROR

Thank you for purchasing this quality product. Be sure to check all packing material carefully for small Hardware which may have come loose inside the carton during shipment. Identify and count all Hardware and compare with the Hardware List Below.

Part List			Hardware List			
①	Mirror	1 Pc	A	JCBC Screw $\varnothing 6 \times 35\text{mm}$		8 Pcs
②	Mirror Support	2 Pcs	B	Spring Washer $\varnothing 1/4"$		8 Pcs
③	Dresser	1 Pc	C	Flat Washer $\varnothing 1/4" \times 19\text{mm} \times 1\text{mm}$		8 Pcs
			D	Allen Key		1 Pc

