







Thank you for purchasing this quality product. Be sure to check all packing material carefully for small parts which may have come loose inside the carton during shipment. Separate, identify and count all parts and metal hardware. Compare with parts list to be sure all parts are present. If any part(s) are missing or damaged, please contact your local furniture dealer. For efficient and speedy service, please indicate the model number and code letter of part(s) needed.

***** Do not fully tighten screws until fully assembled *****

COMPONENT PARTS		
DESCRIPTION	PART NAME	Q' TY (PCS)
①	LEGS 	2
②	PILLOW 	1

HARDWARES REQUIRED: ARMLESS CHAIR (54183)

NO	DESCRIPTION	DRAWING	QTY
A	Wooden screws		12PCS
B	Bolts		4PCS
C	Allen key		1PC
D	Washers		4PCS



TAKE OUT THE LEGS AND HARDWARE FROM THE BOTTOM POCKET AND ASSEMBLE ONTO THE SOFA.

