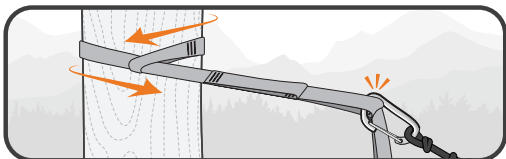


10.5mm

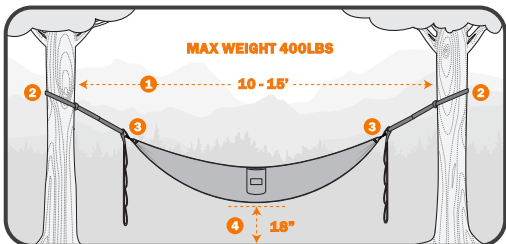
TRAVELNEST™ HAMMOCK SETUP

CAREFULLY FOLLOW THE INSTRUCTIONS PROVIDED WITH YOUR ENO® HAMMOCK AND HAMMOCK STRAPS.

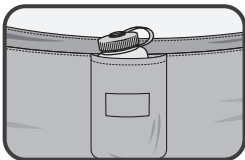
FAILURE TO ADHERE TO THESE INSTRUCTIONS/GUIDELINES MAY RESULT IN SERIOUS INJURY OR DEATH.



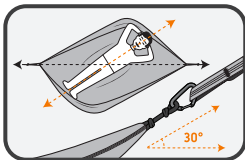
- 1** Find two living, mature trees or anchor points approx. 10-15ft (3-4.5m) apart that can safely support the hammock and its occupant(s).
- 2** Loop each strap around each tree at least 5ft (1.5 meters) from the ground and thread the adjustable loops through the single loop on the opposite end of the strap.
- 3** Attach carabiners to desired strap loops. Make sure each carabiner clicks closed and visually check that the gates are closed before use.



- 4** Adjust hammock and hammock straps to reach a hanging height of 18in (45cm) or less from the ground. Gently lower yourself into the hammock and relax...



Keep your drink or essentials by your side in the attached stuff sack.



To achieve maximum comfort, hang your hammock at approx. 30° and position yourself diagonally to lay flat. Don't hang your hammock too tight.

Eagles Nest Outfitters, Inc.

601 Sweeten Creek Industrial Park
Asheville, NC 28803
ph: 828.252.7808
mail@enonation.com



MADE IN VIETNAM

HAMMOCK: 100% NYLON • STRAPS: 100%
POLYESTER • EXCLUSIVE OF TRIMS
DESIGNED IN ASHEVILLE, NC, USA
PATENT INFO: enonation.com/ip

ENONATION.COM/SAFETY

- Never hang your hammock higher than 18in (45cm) off the ground.
- Always make sure to check the area beneath the hammock is free of sharp objects, rocks, trash, and any other debris that could create a hazard in the case of a fall.
- Before every use, fully inspect your hammock including carabiners and rope and your suspension system to check for snags, fraying, and general wear and tear in addition to anything unusual and/or different from the time of purchase. If anything suspect is found during inspection, please discontinue use.
- Never leave your hammock unattended.
- Do not permit children to use unattended.
- Do not jump or swing aggressively in hammock.
- Always test the hammock before putting your full weight into it.
- Do not stack hammocks vertically.
- Always follow provided instructions. Failure to adhere to these instructions/guidelines may result in injury or death.

ENONATION.COM/CARE

With proper care, your hammock will provide countless hours of relaxation.

- Keep it out of direct UV light when not in use and store dry in a cool place.
- Prevent damage by removing sharp items in pockets and debris from shoes.
- Hammocks are flammable; keep away from open flames and embers.
- Get it dirty? Remove carabiners, hand wash in cold water with mild detergent, and hang dry.

ENONATION.COM/WARRANTY

We take pride in and trust the products that we make. Our HangTough™ Guarantee warrants all ENO products to be in good condition upon receipt, free from defects in materials and workmanship, and protected against normal use for a period of 2-years from the original date of purchase.

It truly means the world to us that you have chosen to make ENO part of your life. Welcome to the family! The highest compliment we could possibly receive is for you to tell your friends about us. If you enjoy these ENO products as much as we do, then please consider spreading the hammock word.

Keep exploring, adventuring and relaxing...we hope to see you around!

Yours in hammocks,



Peter Pinholster

