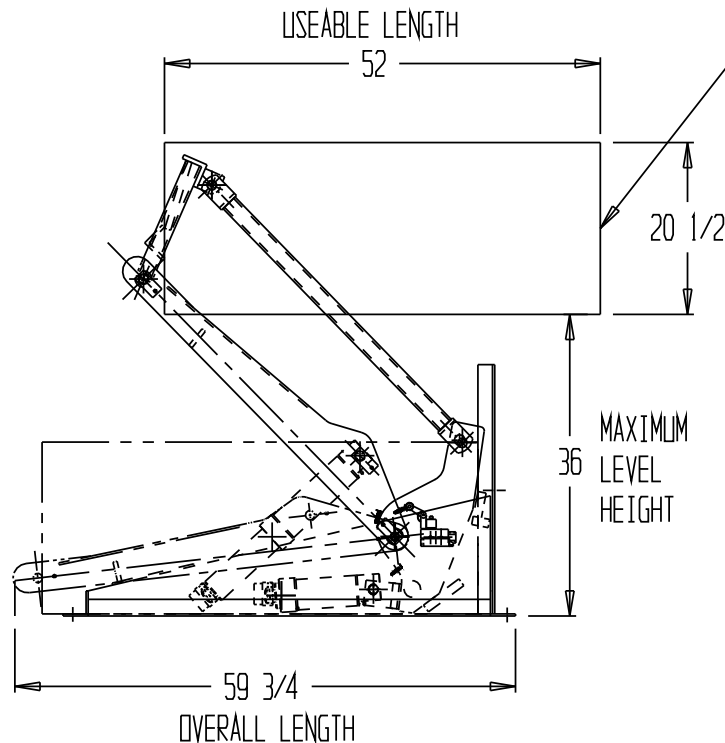
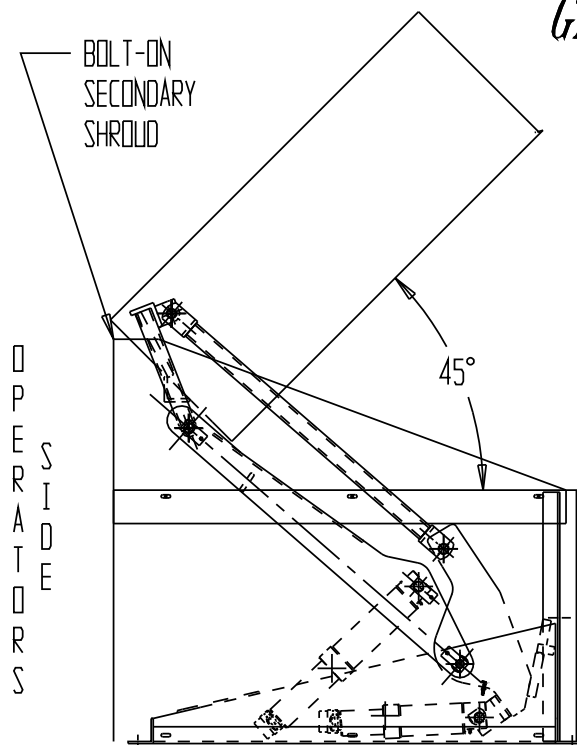
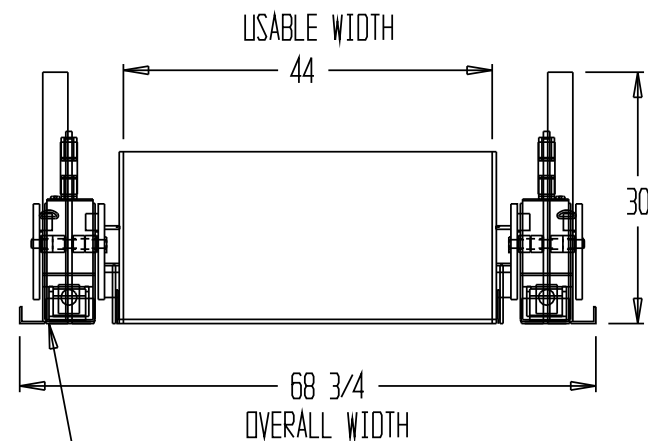


# GROUND LIFT AND TILT TABLE, ZLTT-4452-2-36



LOADING/UNLOADING (ENTRY) SIDE WITH SAFETY TOE GUARD



## STANDARD FEATURES

MODEL NUMBER IS ZLTT-4452-2-36  
 USABLE WIDTH IS 44 INCHES  
 USABLE LENGTH IS 52 INCHES  
 CAPACITY IS 2,000 POUNDS (EVENLY DISTRIBUTED LOAD)  
 LOWERED HEIGHT IS 1/2 INCH WITH BEVELED ENTRY  
 MAXIMUM LEVEL HEIGHT IS 36 INCHES  
 MAXIMUM TILT ANGLE IS 45 DEGREES  
 OVERALL WIDTH IS 68 3/4 INCHES (USABLE PLUS 24 3/4 INCHES)  
 OVERALL LENGTH IS 59 3/4 INCHES (USABLE PLUS 7 3/4 INCHES)  
 24V CONTROL IS STANDARD HAND HELD ON 8 FOOT CORD  
 SAFETY TOE GUARDS ON FRONT (LOADING SIDE) OF DECK  
 PAINTED BLUE

## PLEASE CIRCLE SPECIFICATIONS:

POWER	<input checked="" type="checkbox"/> AC	<input type="checkbox"/> *DC	<input type="checkbox"/> *AIR/OIL
MOTOR VOLTAGE	<input type="checkbox"/> 115	<input type="checkbox"/> 208	<input type="checkbox"/> 230 <input checked="" type="checkbox"/> 460
DEDICATED CIRCUIT REQUIRED			
MOTOR PHASE	<input type="checkbox"/> SINGLE	<input checked="" type="checkbox"/> THREE	
CONTROL	<input checked="" type="checkbox"/> HAND	<input type="checkbox"/> *FOOT	
** ALL BATTERY CHARGERS ARE 115V AC **			
BATTERY CHRG.	<input type="checkbox"/> *REMOTE	<input checked="" type="checkbox"/> ON-BOARD	
*CHRG. INDICATOR	<input checked="" type="checkbox"/> YES	<input type="checkbox"/> NO	

\*AVAILABLE AT ADDITIONAL COSTS

I, THE UNDERSIGNED, AGREE THAT THE PRODUCT AS REPRESENTED SATISFIES DESIGN & DIMENSION REQUIREMENTS. I ALSO ACKNOWLEDGE MY DUTY TO CONFIRM PRODUCT & INSTALLATION COMPLIANCE WITH ALL APPLICABLE FEDERAL, STATE AND LOCAL REGULATIONS & STANDARDS.

**ALL SPECIAL UNITS ARE NON-RETURNABLE**

[ ] As drawn [ ] As marked

Signed: \_\_\_\_\_ Date: \_\_\_\_\_

LEAD TIME WILL START UPON RECEIPT OF SIGNED APPROVAL DRAWING

DISTRIBUTOR'S NAME:		P.O.#: _
VESTIL MFG		W.O.#: _
DRAWN BY: _____	DATE: _	SALES: _
REFERENCE: _	SCALE: _	DRWG./FILE NAME: _
QUOTED LEADTIME: _	QUOTE #: _	-