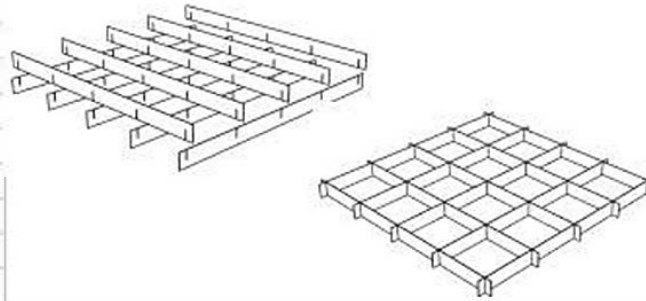
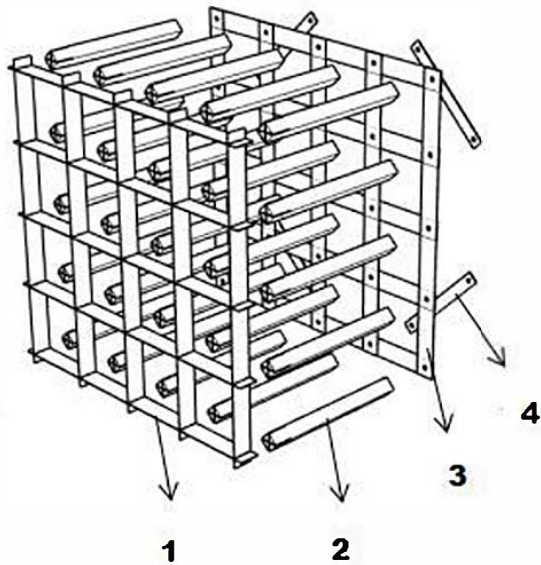
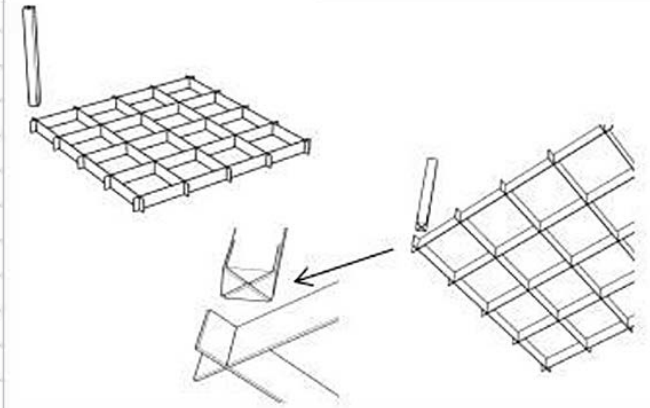


# WINE RACK INSTRUCTIONS

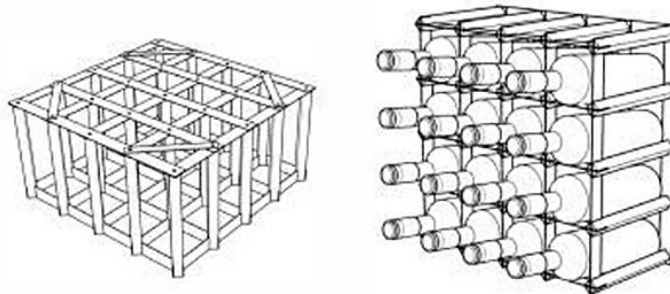


**1. Cross slotted metal strips as shown.**



**2. Slide wood bars sloted end onto metal strips in step 1. Repeat to install other wood braces.**

- 1. metal strip (has slots) - 10**
- 2. wood bar - 25**
- 3. metal strip ( has holes) - 10**
- 4. support - 4**
- 5. M6\*15mm screw - 25**



**3. Fasten metal strips (with pre-drilled holes) and 4 supports to wood bar as shown with 25 M6X15 machine screws.**



**18137**

**16931**

**19413**