


# INSTRUCTION



SKU: N719P211026

**Notice:** As the cushions are vacuum-compressed, allow up to 72 hours for them to return to their original shape. To expedite this process, you may knead the cushions gently, similar to a massage, to facilitate air circulation through the foam. This will enhance the cushions' rebound and help them become fluffy. If there are any wrinkles, use an iron to gently smooth them out.

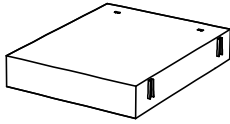


TEAM  
ASSEMBLY  
RECOMMENDED

## Armless Chair

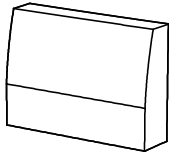
## PARTS LIST

**A** x1



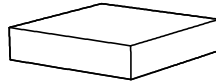
Seat Frame

**B** x1



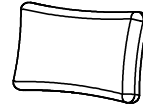
Back

**C** x1



Seat Cushion

**D** x1



Back Cushion

**E** x2



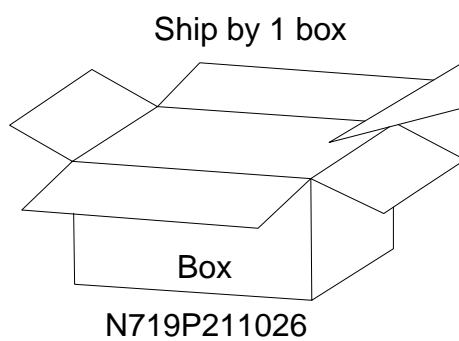
Insert

**F** x4



Leg

### Step1



**A** x1



**B** x1



**C** x1



**D** x1



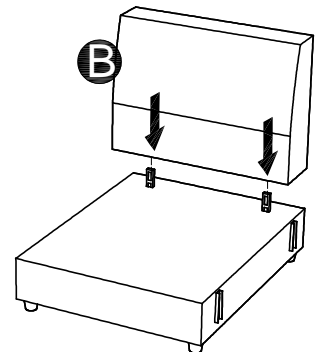
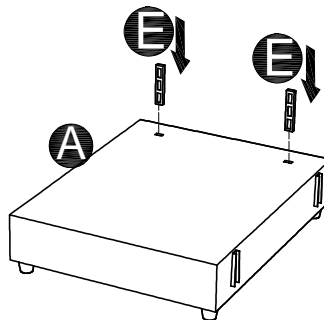
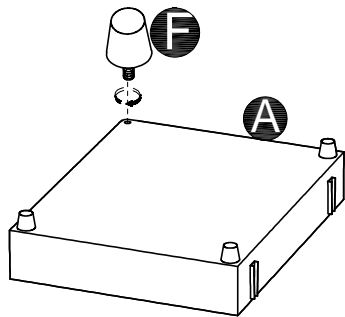
**E** x2



**F** x4



### Step2



### Step3

