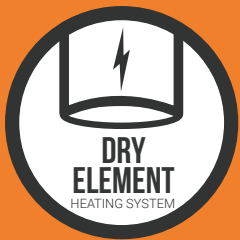





SWIVEL COLLECTION



120 VOLT
STANDARD VOLTAGE

120°F–180°F
EXTERNAL TEMP RANGE

10–15M
WARM-UP TIME

4 5/8"
DEPTH

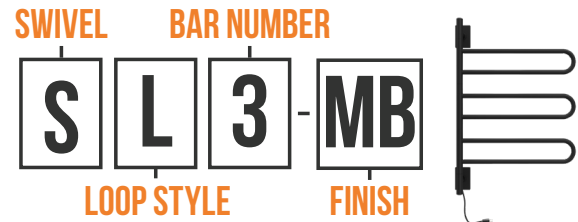
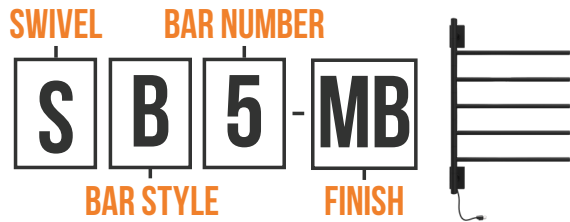
50-60
WATTS

0.42–0.5
AMPERES

304-GRADE
STAINLESS STEEL

SWIVEL

STEP 1: CHOOSE YOUR RACK STYLE AND FINISH



FINISHES



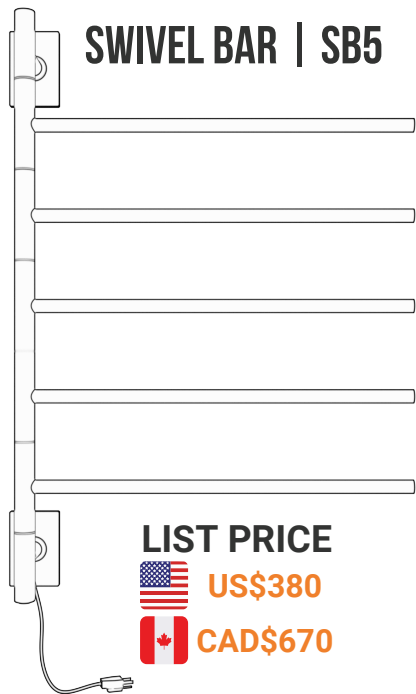
P POLISHED
STAINLESS STEEL



B BRUSHED
STAINLESS STEEL



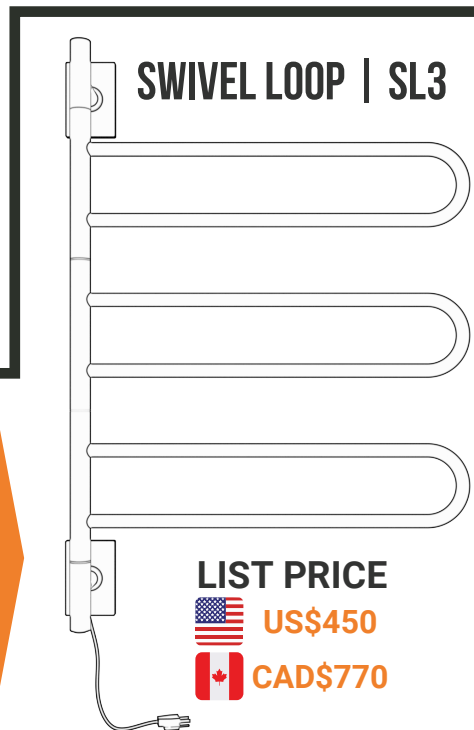
MB MATTE
BLACK



SKU | FINISH

SB5-P | Polished Stainless
SB5-B | Brushed Stainless
SB5-MB | Matte Black

BARS	TOWELS	WIDTH	HEIGHT	DEPTH
5	2	24 3/4"	34 5/8"	4 7/16"
WATTS	AMPS	VOLTS	BTUs	
50	0.42	120	171	



SKU | FINISH

SL3-P | Polished Stainless
SL3-B | Brushed Stainless
SL3-MB | Matte Black

BARS	TOWELS	WIDTH	HEIGHT	DEPTH
3	2	24 3/4"	34 5/8"	4 7/16"
WATTS	AMPS	VOLTS	BTUs	
60	0.50	120	185	

STEP 2: (OPTIONAL) CHOOSE CONTROL DEVICE



INTEGRATED SWITCH



ATW-S-W
PILOT LIGHT
SWITCH



ATW-T24
PROGRAMMABLE
TIMER



ATW-CDT
COUNTDOWN
TIMER



ATW-SS
SMART
SWITCH



ATW-P24
PLUG-IN
PROGRAMMABLE
TIMER

The Swivel Collection is a plug-in/hardwire combo with an integrated switch. You do not need a separate controller to turn the rack on or off. We do offer plug-in or hardwired timers to suit different scheduling needs and lifestyles. For detailed information see page 9 of our product catalog.