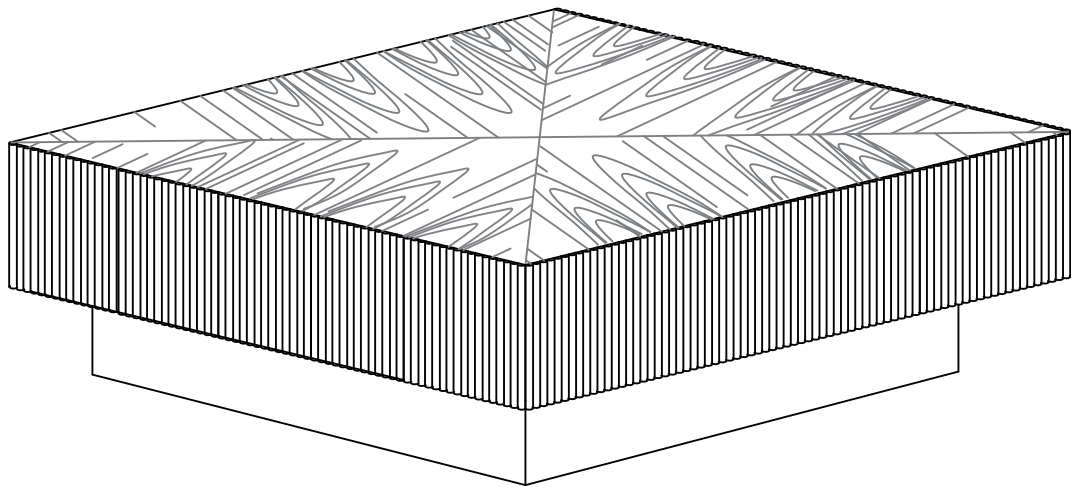


# **Square Ribbed Coffee Table with Drawer**



# NOTICE

---

**EN**

**Please keep these instructions for future reference.**

**Dear Customer**

● Thank you for your purchase. When you receive the product, please make sure that all the parts are intact. If any parts are missing, please contact us promptly to request replacement parts.

● Then follow the entire installation instructions to install.

● Each part is crucial, so please be careful not to lose any. It is recommended to store parts with different lettered identifiers in separate boxes or bags to avoid confusion during installation.

**A .** The outer box is damaged

**B .** The product is damaged / bent / cracked while you open the box

**C .** The parts / accessories / assembly tools are missing

**D .** The instructions are not clear and can not be referred

**E .** The product has functional problems

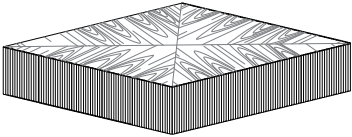

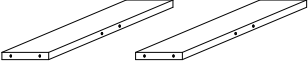

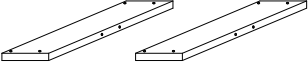



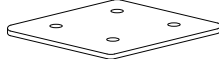
**F .** Other aspects that you are not satisfied with

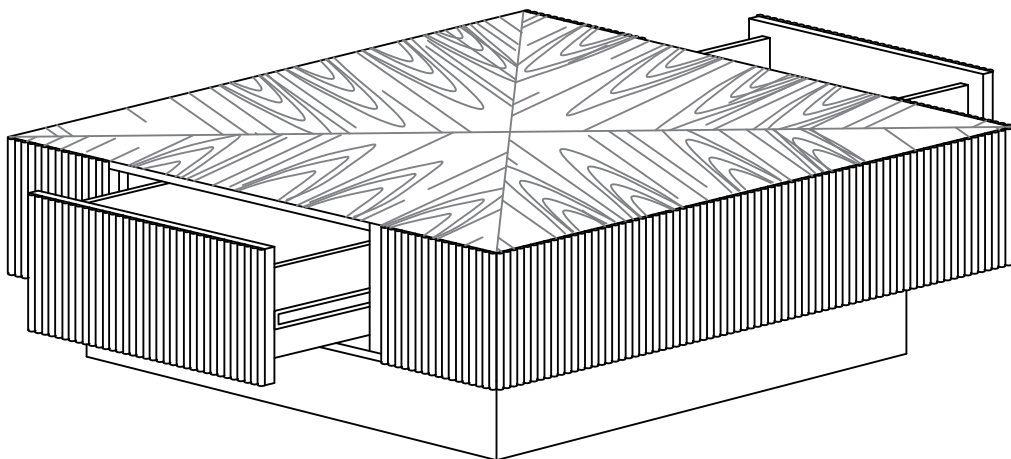
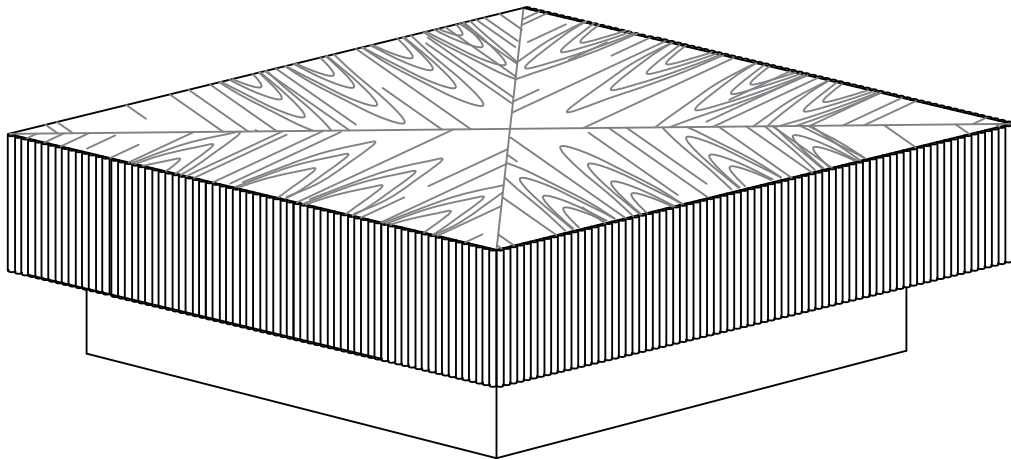
**Please feel free to contact us for help, and provide the following information:**

**Platform/Shop name/Order id/Buyer's name/Receiver's address/Problem description/Problem pictures**

will reply within 24 hours and will do our best to resolve the problem for you.

# PART LIST

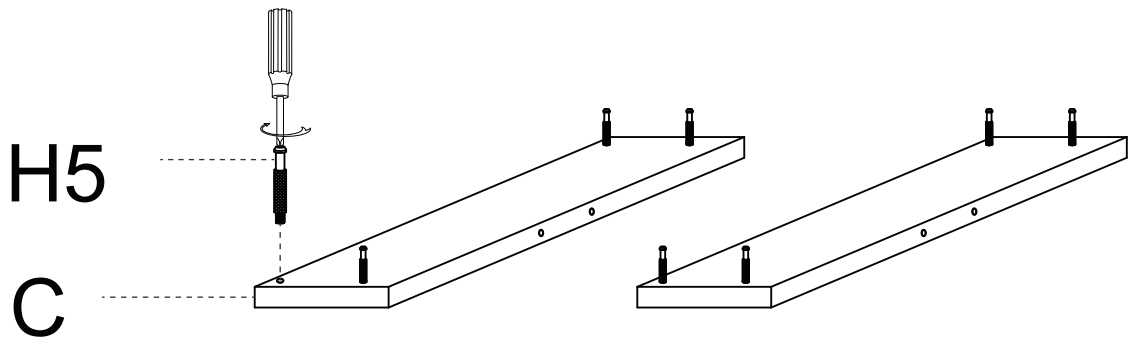
PART	DRAWING	QTY	PART	DRAWING	QTY
A		1	H1		16
B		2	H2		16
C		2	H3		16
			H4		1
			H5		8
			H6		4



# STEP

01

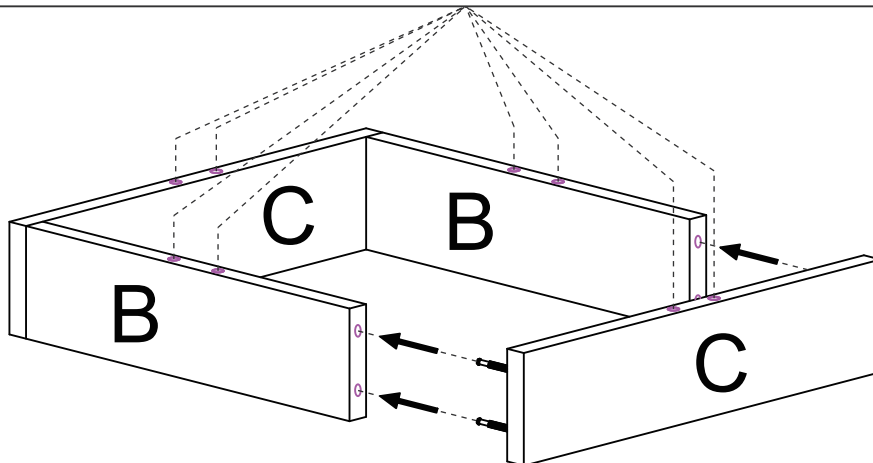
Align the H5 screw with hole C on the upright base plate and tighten.



02

Align the screw on upright base plate C with the hole on upright base plate B, then tap firmly to assemble into a square frame.

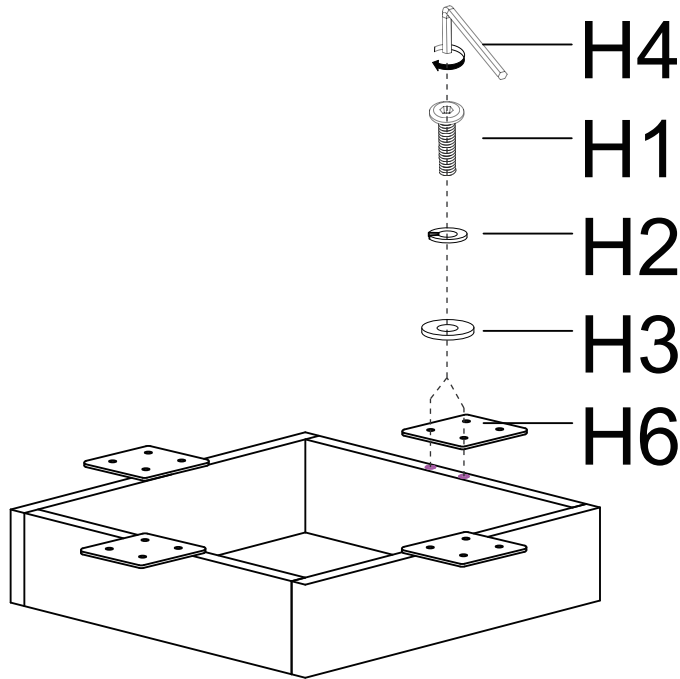
Note: These edge holes must lie on the same plane!



# STEP

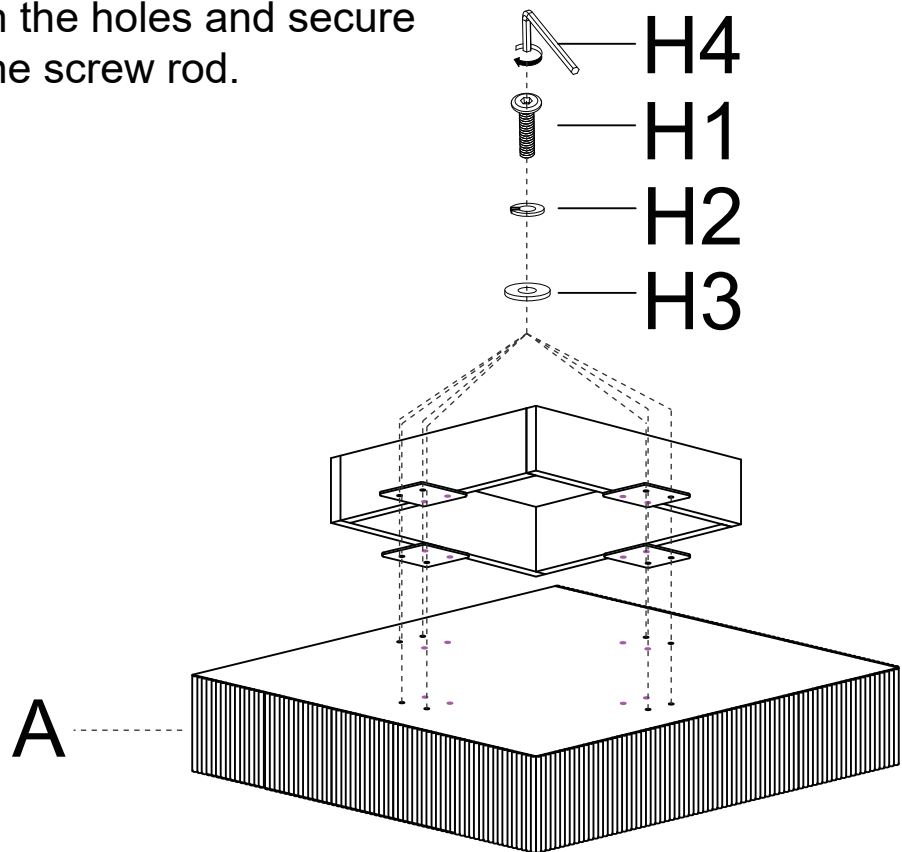
03

Align the connecting steel plate H6 with the corresponding holes on the foot frame, and secure it using bolts H1, H2, and H3.



04

Simply align the holes and secure them with the screw rod.



# AFTER-SALE SERVICE

If you have any suggestions for our products or notice any quality issues, please contact us first. Our after-sales team will respond within 24 hours and will do everything possible to provide you with a satisfactory solution.

## Guaranteed Customer Service

Your shopping experience is very important to us!

Feel unsatisfied? **Contact us!**

Have any questions? **Contact us!**

Wanna Share how wonderful our smart products make your home?

Share your pictures with us.

Any suggestions? **Contact us!**

We will check and give feedback.