







# ASSEMBLY INSTRUCTIONS

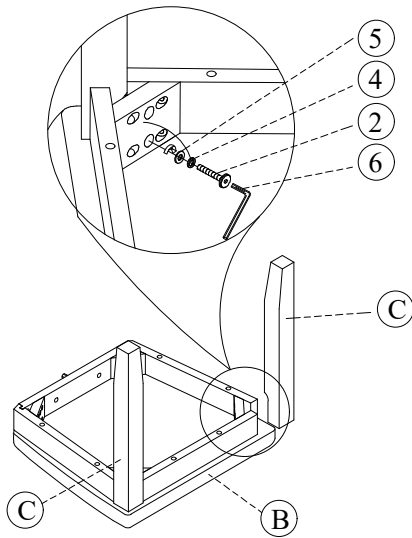
MODEL# : F1808/F1915

**KEEP THIS DOCUMENT FOR REFERENCE IN CASE PARTS ARE NEEDED**  
**DO NOT TIGHTEN SCREWS UNTIL COMPLETELY ASSEMBLED !**

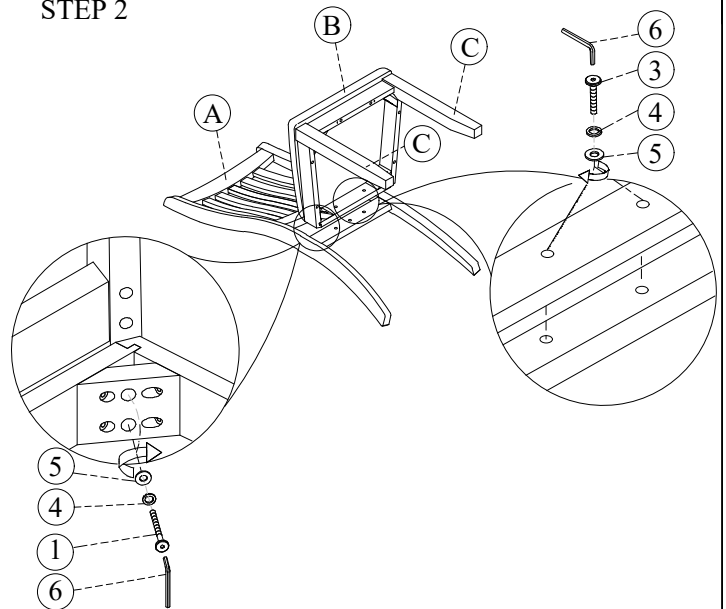
No.	DESCRIPTION	Q'TY
A	CHAIR BACK	1pc
B	CHAIR SEAT	1pc
C	CHAIR FRONT LEG	2pc

No.	DESCRIPTION	Q'TY
1	BOLT(1/4"x3-1/8") 	4pcs
2	BOLT(1/4"x2-3/8") 	4pcs
3	BOLT(1/4"x1-1/2") 	2pcs
4	SPRING WASHER(1/4") 	10pcs
5	METAL WASHER(1/4") 	10pcs
6	ALLEN KEY 	1pc

## STEP 1



## STEP 2



## STEP 3

