







Pre-tighten screw No. 3 first, don't fix it until finishing assembly of screw No. 4.

ASSEMBLING INSTRUCTION

6		S=5	1
5		M8*25	8
4		M8*16	4
3		Ø17*1.5-M8	12
2		725*157*25	4
1		1600*890*135	1
Model	T19131B-B(ZF)		
Number	Description	Measurement	Pieces

