


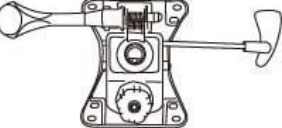


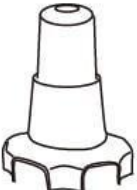


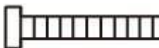


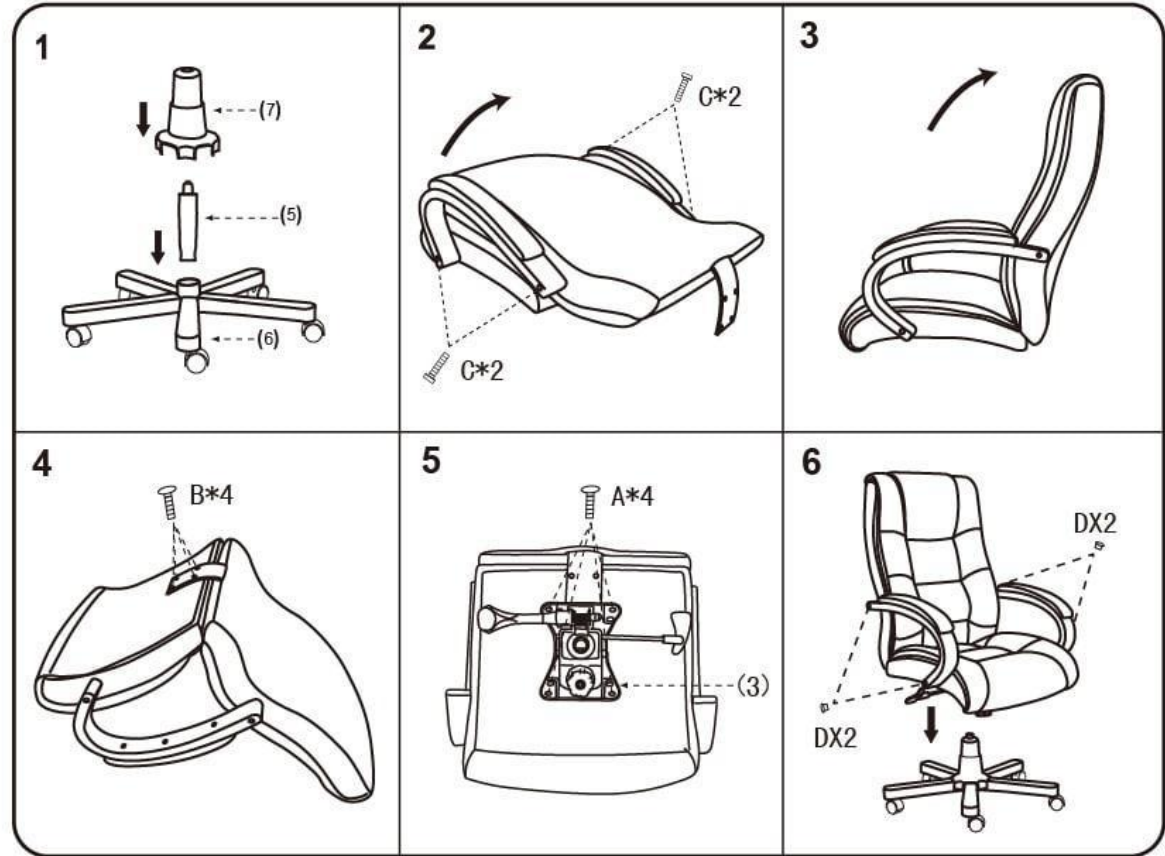


**IMPORTANT NOTICE:  
HARDWARE PACKAGE IS ATTACHED  
ON THE BOTTOM OF SEAT CUSHION.**

(1)x1 	(2)x1 	(3)x1 (L)x1 (R) 
Back (4)x 1	Seat (5)x1	Left & Right Arm (6)x1
		
Mechanism	Gas Lift	Wood Base
(7)x 1 	(A)x4 	M8*22 MECHANISM
Gas Lift Cover	(B)x4 	M6*30 L-bar
	(C)x4 	M6*55 ARM
	(D)x4 	INSERT CAPS
	(E)x1 	Allen key



**Insert and loosely tighten all screws. When assembly is completed, fully tighten all screws before using. This chair is only intended for sitting. Any other use will void the warranty.**



**For further assembly instructions, please visit our website**