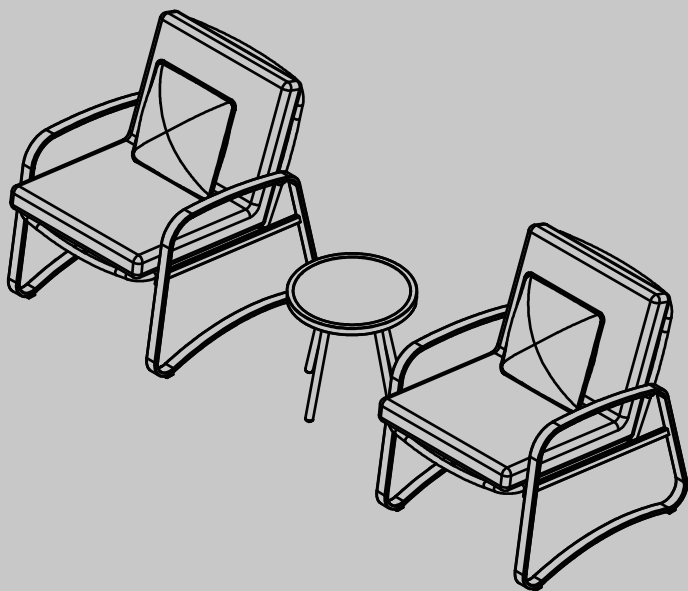


OWNER MANUAL



**IMPORTANT: RETAIN FOR FUTURE REFERENCE,
READ CAREFULLY**



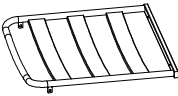
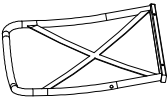
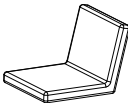
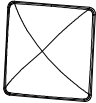

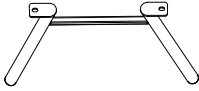
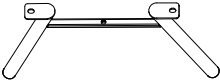

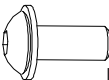
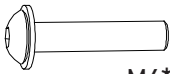

For parts and customer service, please contact us.


Our customer service will help you to solve questions within 24 hours!

CONTENTS

- Parts List 01
- Assembly instructions 02-07
- Cleaning & Storage 08
- Limited Warranty 09

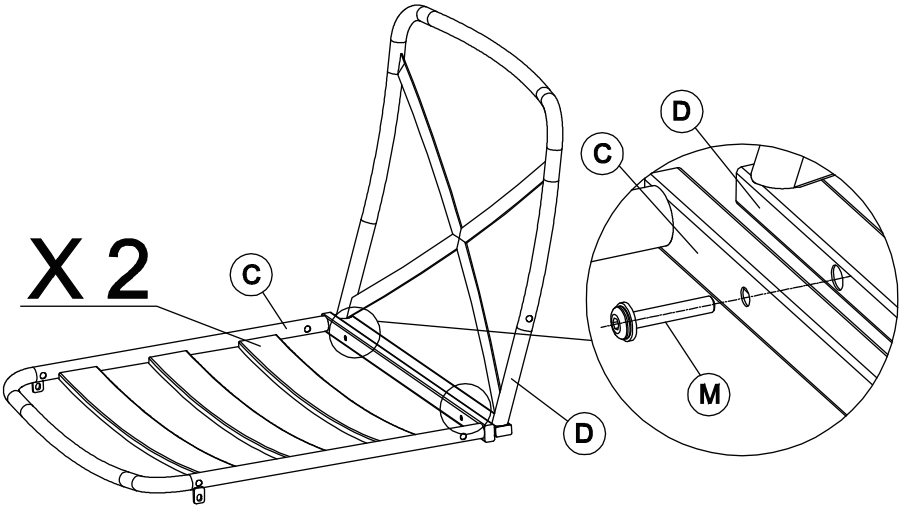
Parts List

NAME		Bistro Set		SKU	KBK-PF04GY	
PCE	PIECE	QTY	PCE	PIECE	QTY	
A		2	B		2	
C		2	D		2	
E		2	F		2	
G		1	H		1	
I		1	J		1	
K	 M6*15	12+1	L	 M6*25	1+1	
M	 M6*35	12+1				

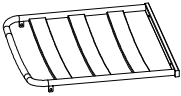
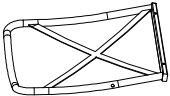



Assembly instructions

STEP 1

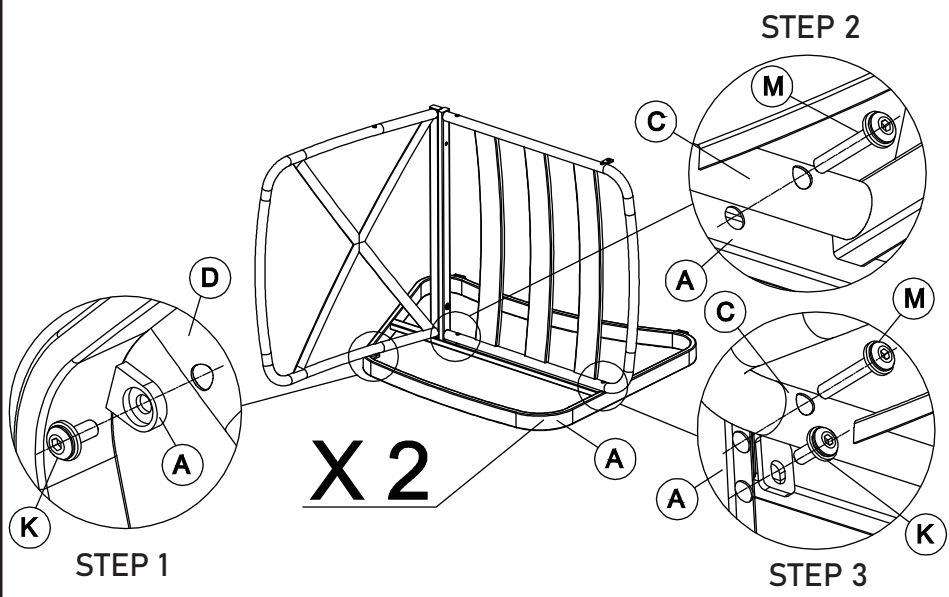


Do Not Tighten The Screws Completely !

C	2		D	2	
M	4	 M6*35			

Assembly instructions

STEP 2

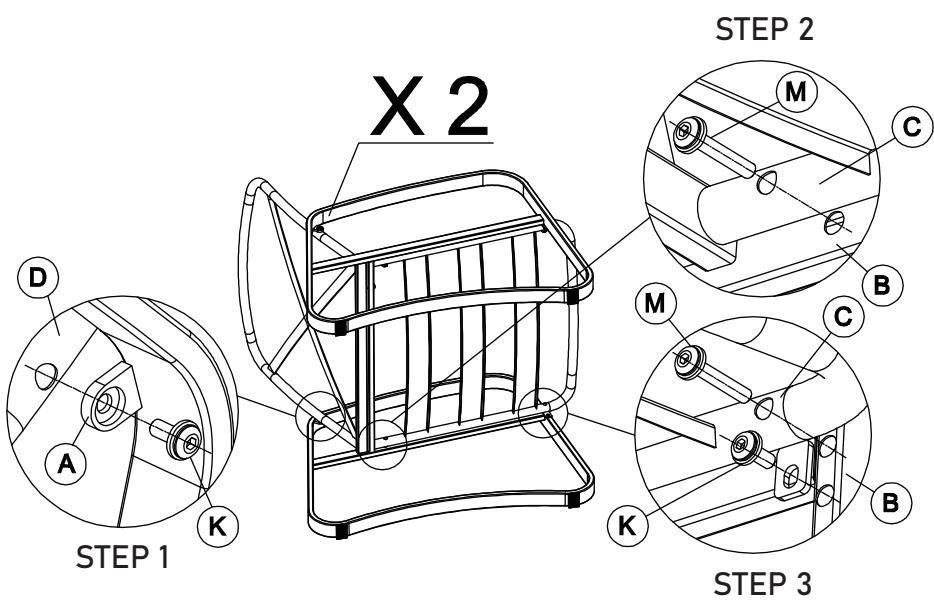


Do Not Tighten The Screws Completely !




A	2		K	4		M6*15
			M	4		M6*35

Assembly instructions

STEP 3

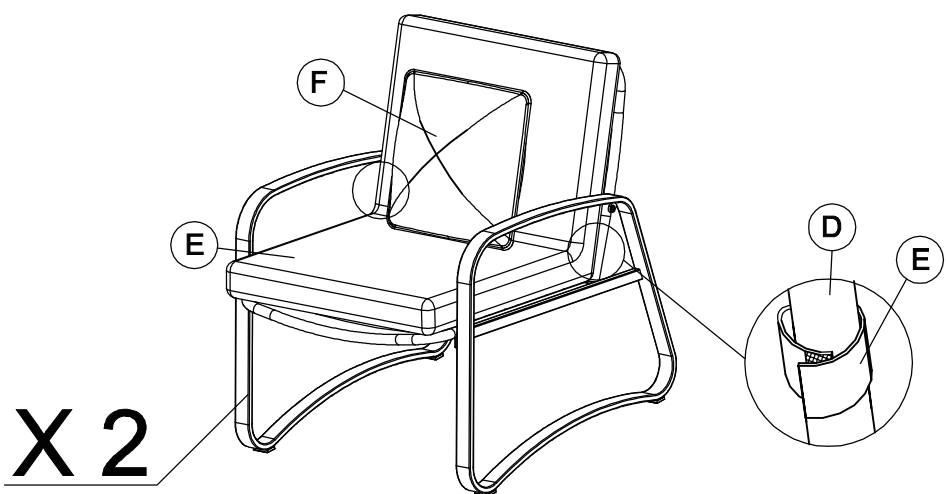


Please Tighten The Screws After Putting On All The Screws !

B	2		K	4		M6*15
			M	4		M6*35

Assembly instructions

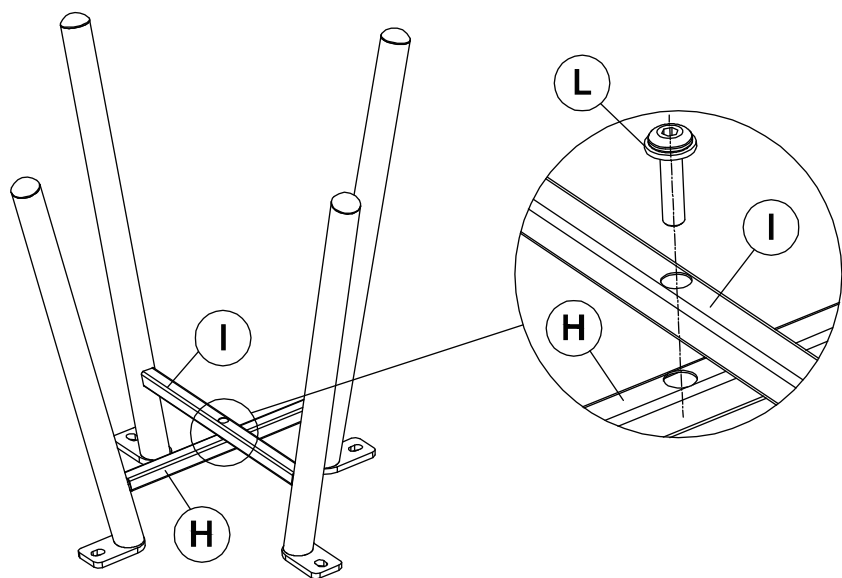
STEP 4



E	2		F	2	
---	---	---	---	---	---

Assembly instructions

STEP 5



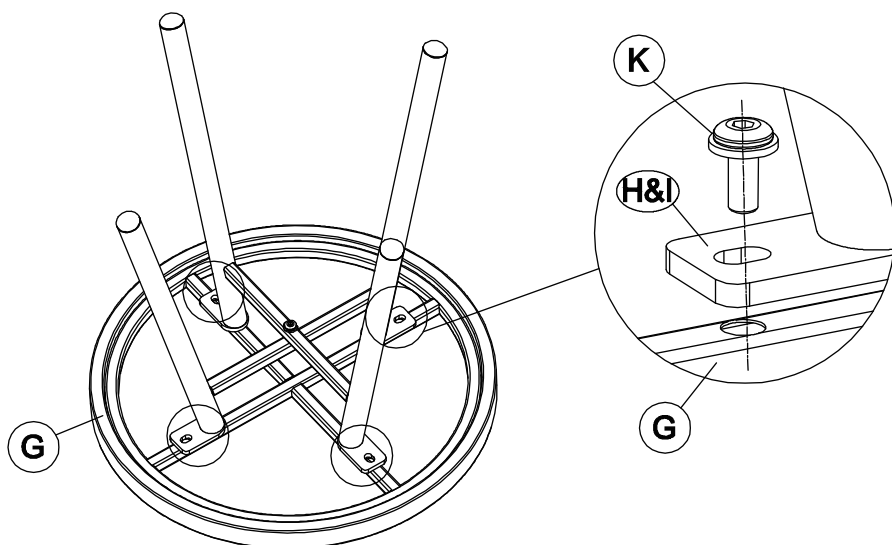
Do Not Tighten The Screws Completely !

H	1		I	1	
L	1				

M6*25

Assembly instructions

STEP 6



Please Tighten The Screws After Putting On All The Screws !

G	1		K	4		M6*15
---	---	---	---	---	---	-------

Cleaning & Storage

Cleaning

NOTICE!

Risk of damage!

Improper handling of the product may result in damage to the product.

- Do not use any aggressive cleaners, brushes with metal or nylon bristles, or sharp or metallic cleaning utensils such as knives, hard scrapers, and the like. They could damage the surfaces.
- Wipe clean the rattan/wicker with warm water and a damp cloth only, then let the rattan/wicker dry completely.
- Use a soft damp cloth to wipe off the product. A mild cleaning solution can be applied for stubborn dirt. Let all parts dry completely after cleaning.
- Regularly check the stability of all connections and retighten the screws when necessary. Loose screw connections may impair safety. There is a risk of injury.
- Do not clean the cushion cover through the washing machine and dryer.

Storage

NOTICE!

Risk of damage!

- Storing the product in a damp area will allow rust to form on the screws. This may permanently and irreparably damage the functionality or load-bearing capacity of the product.
- Avoid dust, water, moisture, frost, extreme temperature, high humidity, and direct sunlight.
- Please take the seat cushion & pillows indoors or put them in a water-proof storage box, cover the product with a waterproof cover when heavy or persistent rain or snow is forecast. However, make sure there is good ventilation around the product even if it is covered
- All parts must be completely dry before being stored
- Store the product so that it is not accessible to children.

Limited Warranty

We appreciate your feedback and will do our best to guarantee your satisfaction. If you have any questions, please contact us. Our professional after-sales service team is always here for you.

This is the only express warranty for this product and is in lieu of any other warranty or condition. This product is warranted to be free from defects in material and workmanship for a period of one (1) year from the date of original purchase. During this period, your exclusive remedy is repair or replacement of this product or any component found to be defective, at our option; however, you are responsible for all costs associated with returning the product to us and our returning a product or component under this warranty to you. If the product or component is no longer available, we will replace with a similar one of equal or greater value.

This warranty does not include Waterproof cover, wear from normal use, use not in conformity with the printed directions, or damage to the product resulting from accident, alteration, abuse, or misuse. This warranty extends only to the original consumer purchaser or gift recipient. Keep the original sales receipt, as proof of purchase is required to make a warranty claim. This warranty is void if the product is used for other than single-family household use or receive external force for artificial damage.

We exclude all claims for special, incidental, and consequential damages caused by breach of express or implied warranty. All liability is limited to the amount of the purchase price. Every implied warranty, including any statutory warranty or condition of merchantability or fitness for a particular purpose, is disclaimed except to the extent prohibited by law, in which case such warranty or condition is limited to the duration of this written warranty. This warranty gives you specific legal rights. You may have other legal rights that vary depending on where you live. Some states or provinces do not allow limitations on implied warranties or special, incidental, or consequential damages, so the foregoing limitations may not apply to you.