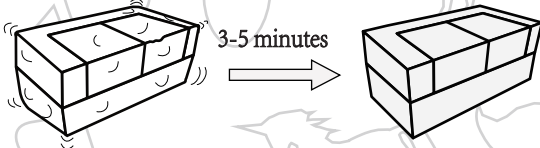



# 1 TAKE OUT THE MODULAR SOFA

Carefully cut open the thick plastic packaging (two layers of packaging) with scissors or other appropriate tools, making sure not to damage the sofa or its components.

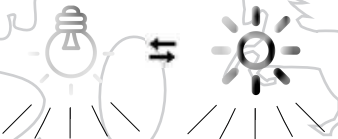
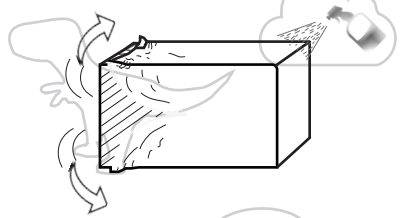


# 2 WAIT FOR 5 MINUTES

Wait quietly for 3-5 minutes to allow the sofa to expand to its original thickness and shape. This may take some time, so please be patient.

# 3 EASY TO REMOVE & MAINTENANCE INSTRUCTIONS

Open the zipper, easily take out the plush cover for cleaning. Do not use bleach or hot water as this may damage the texture and colour of the sofa cover. You can use a mild detergent. Apply the detergent to the surface of the plush cover. After about five minutes, clean with a rag and let it dry



# 4 GLOW TIPS

Just expose the kids couch to a bright light or sunlight for more than 30 minutes. Then turn off the lights or move the couch to a dark room to enjoy the mesmerizing glow.

The longer the sofa is exposed to light, the brighter and longer it will glow.

