

Dining Table

Assembly Instruction



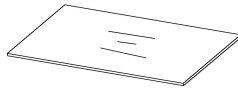
ASSEMBLY TIME PER UNIT:

20MINUTES

PARTS IDENTIFICATION

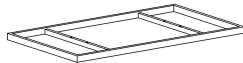
B1:TOP MARBLE AND FRAME

1 TOP MARBLE



1PC

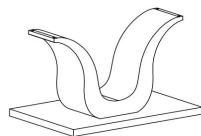
2 FRAME



1PC

B2:BASE

3 BASE



1PC

HARDWARE LIST

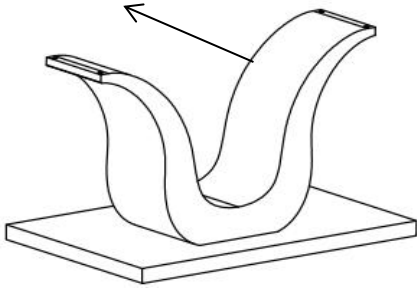
NO	SIZE	DIAGRAM	QTY
A	FLAT WASHER		4
B	BOLT M8		4
C	ALLEN WRENCH		1
D	FRAM REST		8

Hardware pack is located in base box 2 of 2

STEP: 1

Assemble step1 already

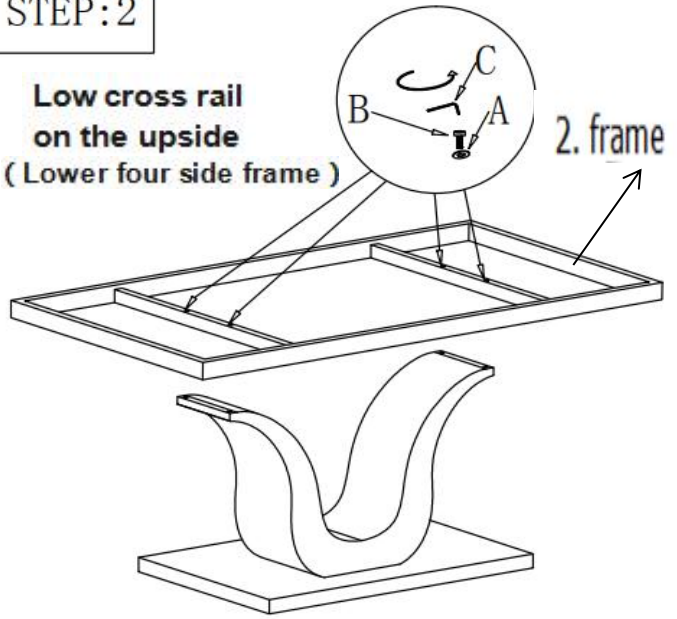
3.Base



STEP: 2

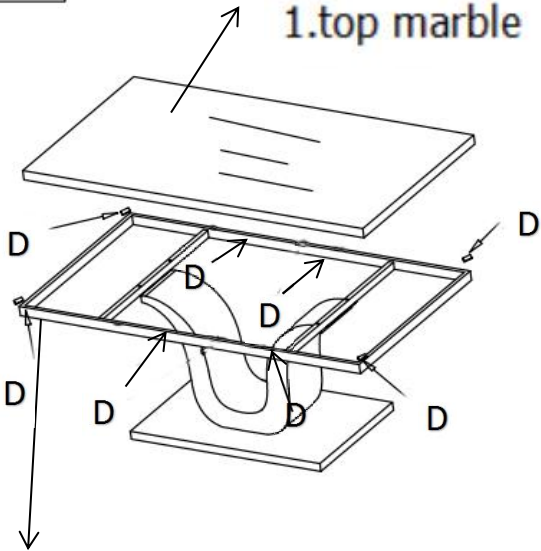
Low cross rail
on the upside
(Lower four side frame)

2. frame



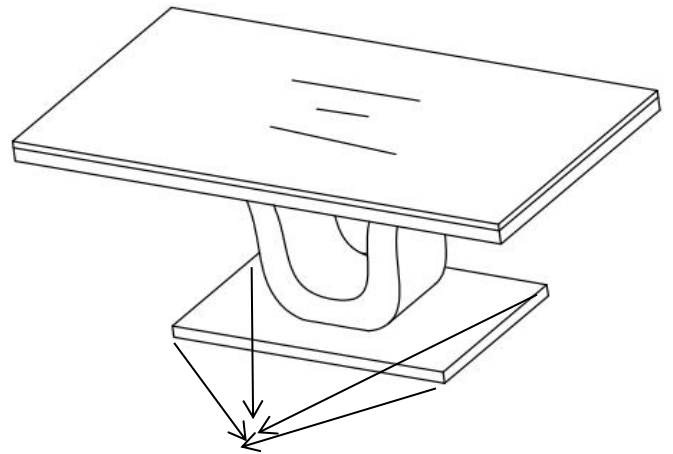
STEP: 3

1.top marble



take off the protection for "D"
then stick to the frame

STEP: 4



the bottom fixed adjustment feet

