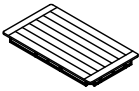
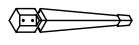


# ASSEMBLY INSTRUCTION





## DESCRIPTION: Rectangular Leg Table

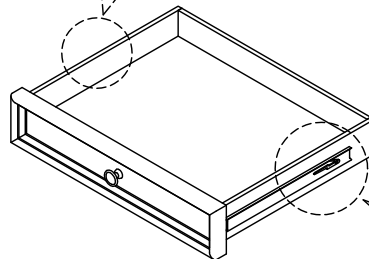
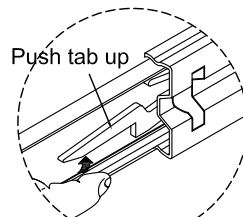
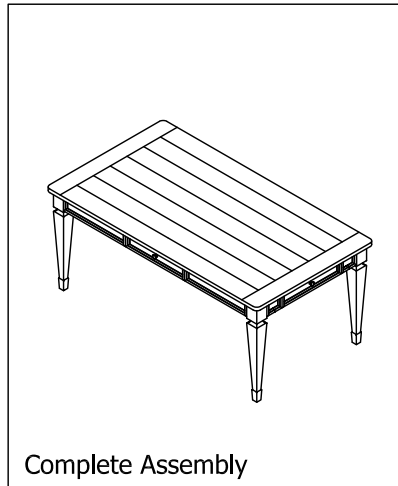
Thank you for purchasing this quality product. Be sure to check all packing materials carefully for small parts which may have come loose inside the carton during shipment. Identify and count all parts and compare with the parts List Below.

### PARTS LIST

NO.	SKETCH	DESCRIPTION	Q'TY
A		Table Top	1pc
B		Table Leg	4pcs

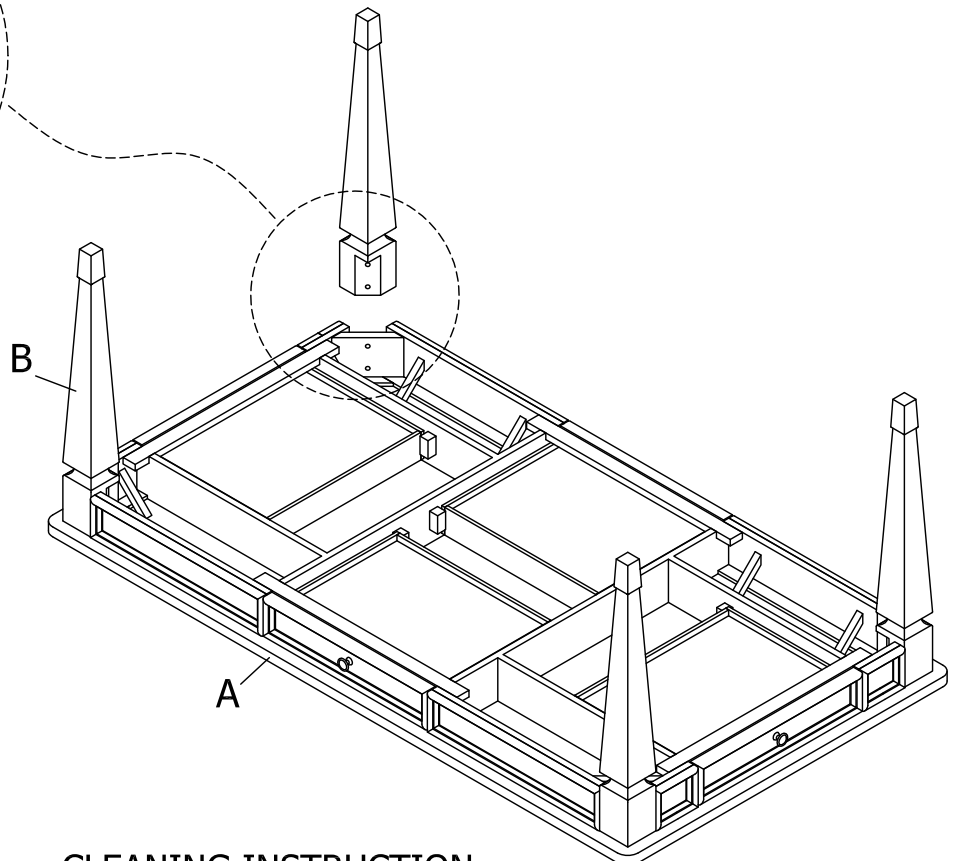
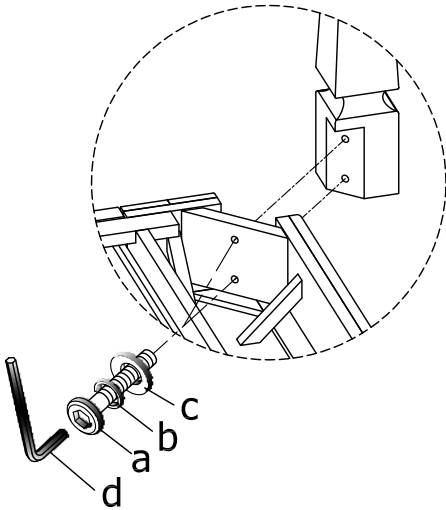
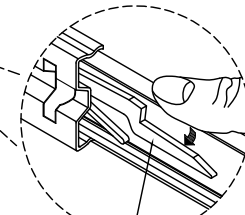
### HARDWARE LIST

NO.	SKETCH	HARDWARE	Q'TY
a		5/16"x18x3"	8pcs
b		5/16"	8pcs
c		5/16"x19mm	8pcs
d		4mm	1pc



### HOW TO REMOVE DRAWER

To remove drawer, simultaneously pull tab up on one side and push down on the other and remove drawer



### CLEANING INSTRUCTION

Clean the Table surface with a furniture polish and a soft cloth