

Installation Instruction

1



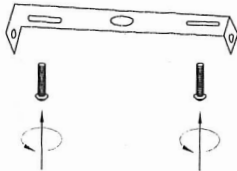
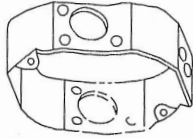
turn off the power.



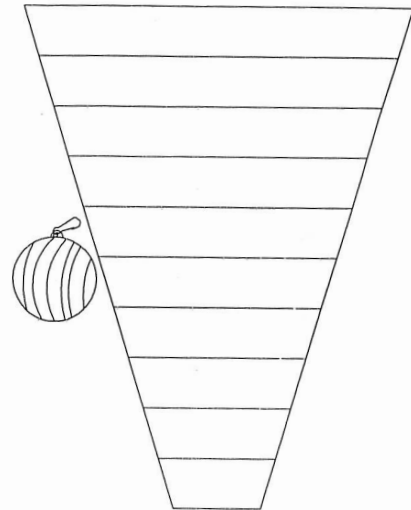
installing bulb



2

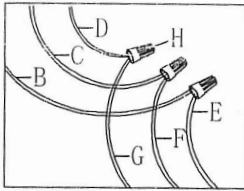


install mounting bracket



hanging glass ball

3

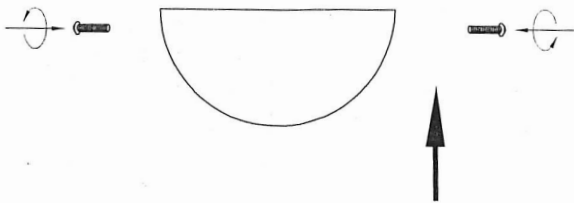
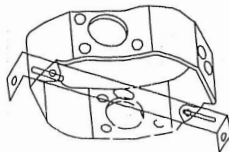


B-Black wire(L) from junction box
C-White wire(N) from junction box
D-Green wire or bare copper
from junction box
E-Black wire(L) from fixture
F-White wire(N) from fixture
G-Green wire or bare copper from fixture
H-wire connector x 3

Wire connection

Connect wires

4



rise and install canopy
to Mounting bracket

