

ASSEMBLY INSTRUCTION

DESCRIPTION ROUND END TABLE

Thank you for purchasing this quality product. Be sure to check all packing material carefully for small parts which may have some loose inside the carton during shipment. Identify and count all parts and compare with the parts List Below:

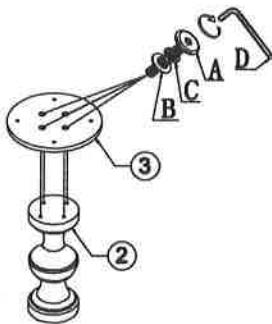


HARDWARE LIST			
NO.	Drawing	Description	Q'ty
A		Bolt (Φ5/16"x1-1/2")	12pcs
B		Flat washer (Ø5/16"x23mm)	12pcs
C		Spring washer (Ø5/16")	12pcs
D		Allen wrench (5mm)	1pc

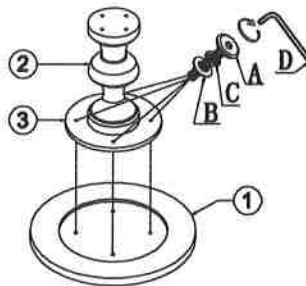
PART LIST:

① 	② 	③ 	④
TABLE TOP:1PC	PEDESTAL:1PC	MOUNTING PLATE:1PC	BASE:1PC

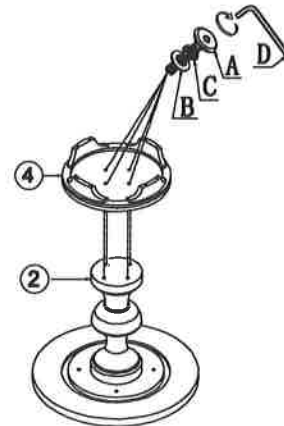
STEP 1



STEP 2



STEP 3



CLEANING INSTRUCTION

Clean the Round End Table surface with a furniture polish and a soft cloth.

Made in VietNam