


# Plastic Interlocking Deck Tiles



Size:12\*12\*0.8 inch

It can be installed quickly in various styles



Step 1. Place the first floor in position and align the other floors with the grooves and clasps.

Step 2. Put the deck tiles in the pattern you like, and align the slots and clasps, then press down the upside one.



## Filling with surroundings

1: Filling with cobblestone

2: Filling with floor edge banding



## Real Scene Pictures

