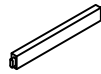
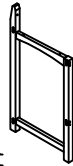
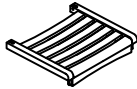


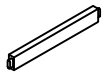
BARSTOOL

PART LIST :

A. BACKREST 1 pc B. SEAT REST 1 pc C. END FRAME 2 pc D. FOOTREST RAIL 1 pc

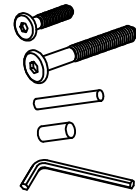


E. BACK TOP RAIL 1 pc F. BACK BOTTOM RAIL 1 pc



HARDWARE :

G. ALLEN BOLT "A" 2 pcs
 H. ALLEN BOLT "B" 4 pcs
 I. WOODEN DOWEL "A" 16 pcs
 J. WOODEN DOWEL "B" 2 pcs
 K. ALLEN KEY 1 pc



NOTE : Use a soft mallet hammer (not include) to prevent marking or denting wood when inserting wood dowels. Do not use excessive force to insert dowels. After inserting wood dowels, minimal sanding may be necessary to make dowel ends flush with surface

