

# Specification Sheet

## AVASLATE6032



# Royal Bath & Marble

*your source for luxury*

### FEATURES

- High resistant coating
- Antibacterial material
- Slip resistance class 3
- Possibility of safe custom cutting
- Resistant to Thermal Shock
- Resistant to impact
- One piece construction, highly dimensional stability
- Repairable and regenerable surface
- Left/Right drain position
- Installation: above floor or recessed flush with floor



### MATERIAL

- High density stone composites

### SIZE

- Size: 60 x 32 in    Weight: 145,5 lb

### INCLUDED

- Shower Tray
- Drain Grid
- Tile flange
- Instruction manual


### NOT INCLUDED

- Drain connection
- (RBM shower tray can accommodate most 2" standard drain)

### CERTIFICATES




### TEXTURE



SLATE

### COLORS



WHITE



PIETRA



BEIGE

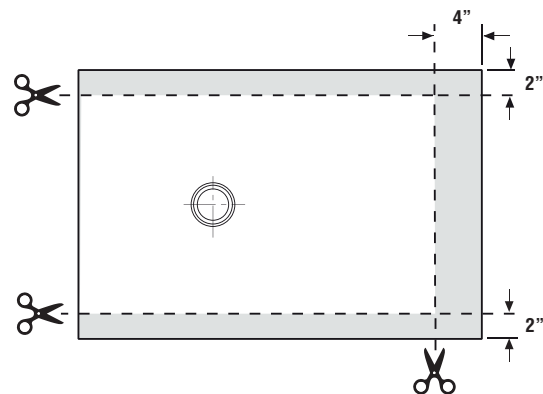
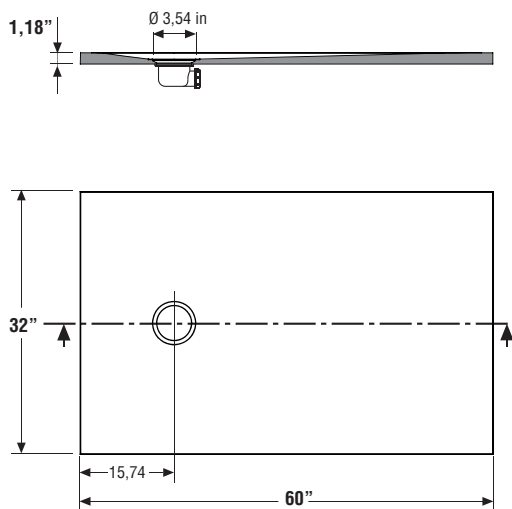


CEMENT



GRAPHITE

### TECHNICAL INFORMATION



APPROXIMATE MEASUREMENTS  
The manufacturer accepts 1/4" variance