





Bristol Park Whitewashed Oak Wood Open Nightstand

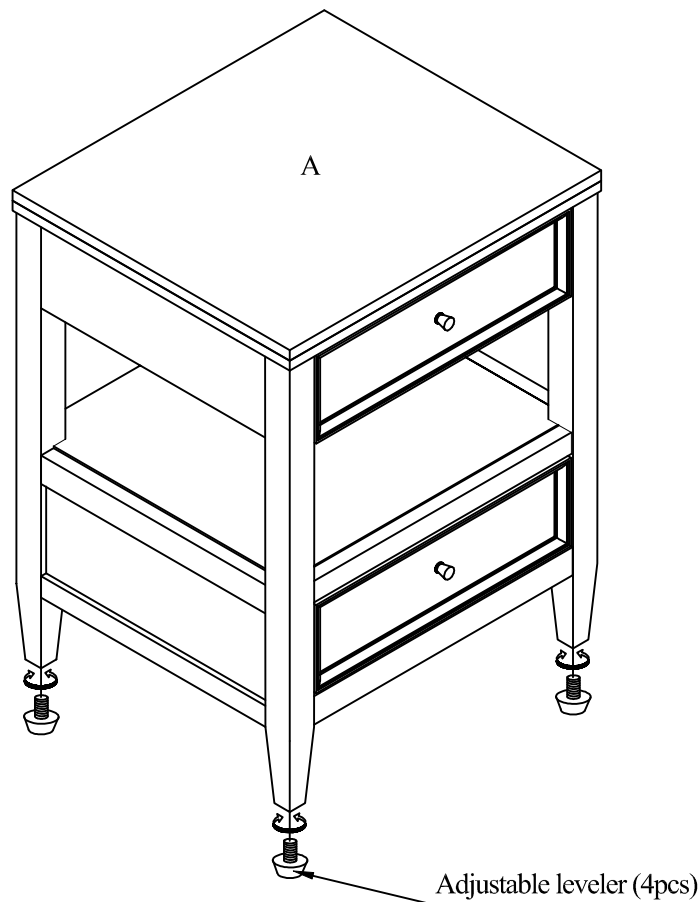
# BRISTOL PARK ASSEMBLY INSTRUCTIONS







PARTS LIST

ASSEMBLY STEPS

LABEL	PICTURE	DESCRIPTION	QTY
A		Wood Open Nightstand	1



-  **Read instructions cover to cover**
-  **Have two adults on hand for assembly**
-  **Do NOT assemble on flooring or carpet. Assemble on a clean non-marring surface ( ex: packing foam )**
-  **Save all packaging until assembly is completed**

## CARE & MAINTENANCE

---



Do not put hot items directly on furniture surface.



Do not clean furniture with harsh cleansers or polish.



Dust and wipe up spills using a clean, non-colored, lint-free cloth.



Stains may be removed with a mild soap solution and a damp cloth.



Do not place furniture under direct sunlight.



Do not place furniture near heating or cooling vents.



Do not write on furniture without a padded barrier to protect the surface.



Do not place furniture outside, for indoor use only