

# ASSEMBLY INSTRUCTION

## MODEL NO.101

Leg-A : 2PCS



Leg-B : 2PCS



B : 1PC  
1/4\*60MM



C : 16PCS  
1/4\*16MM



D : 16PCS  
1/4\*3/4"



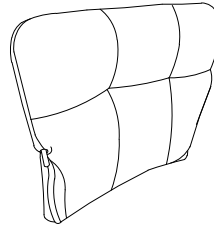
E : 1PC



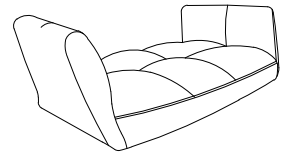
F : 1PC  
1/4\*22MM



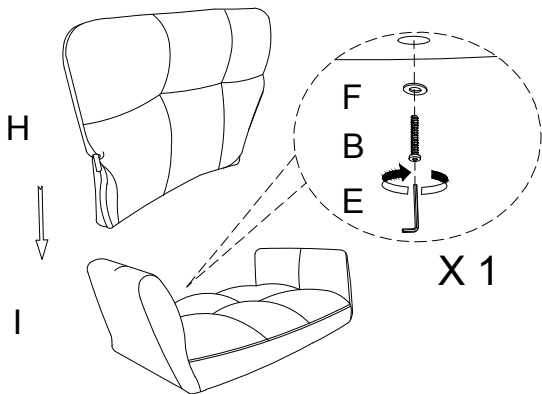
H : 1PC



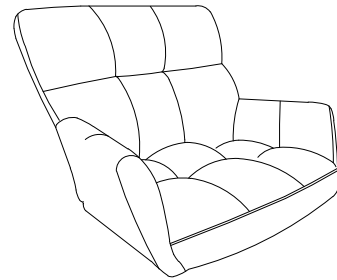
I : 1PC



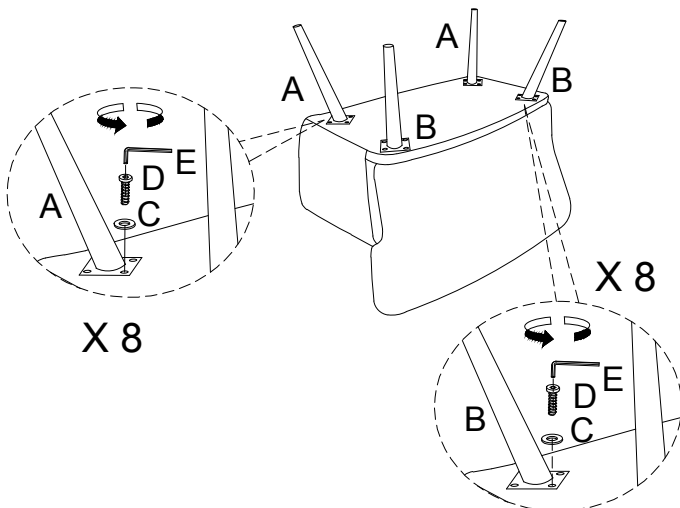
### STEP 1



### STEP 2



### STEP 3



### STEP 4

