

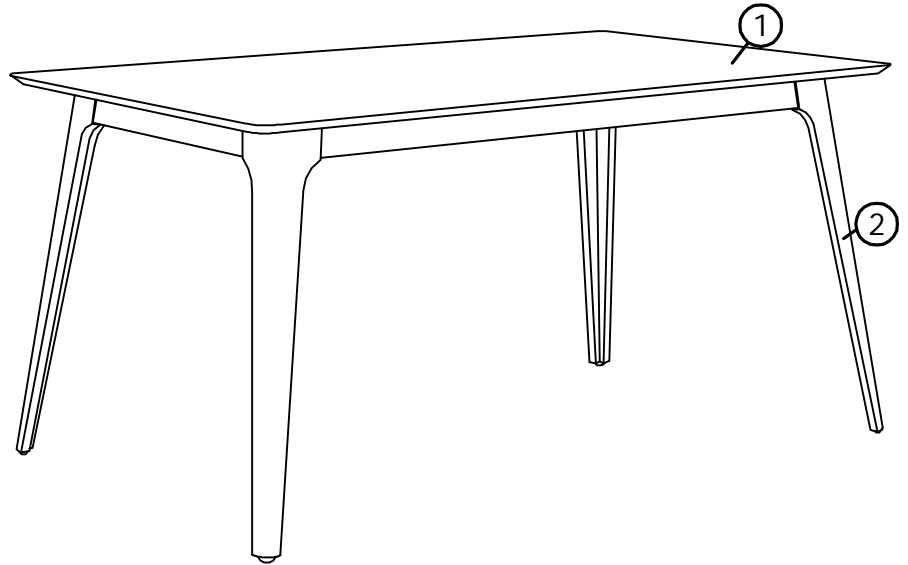


# ASSEMBLY INSTRUCTIONS

## IMPORTANT NOTE :

- \* PLACE ALL WOODEN PARTS ON A CLEAN AND SMOOTH SURFACE SUCH AS A RUG OR CARPET TO AVOID THE PARTS FROM BEING SCRATCHED.
- \* BEFORE YOU BEGIN, KINDLY FOLLOW THE ASSEMBLY INSTRUCTIONS STEP BY STEP.

HARDWARE LIST		
A	JCBB M8 x 70mm + S/W 5/16" + F/W 5/16" x 22mm 	8PCS
B	ALLEN KEY M5 	1PC



PART LIST		
1	TABLE TOP	1PC
2	TABLE LEG	4PCS

COMPLETED TABLE ASSEMBLY.

