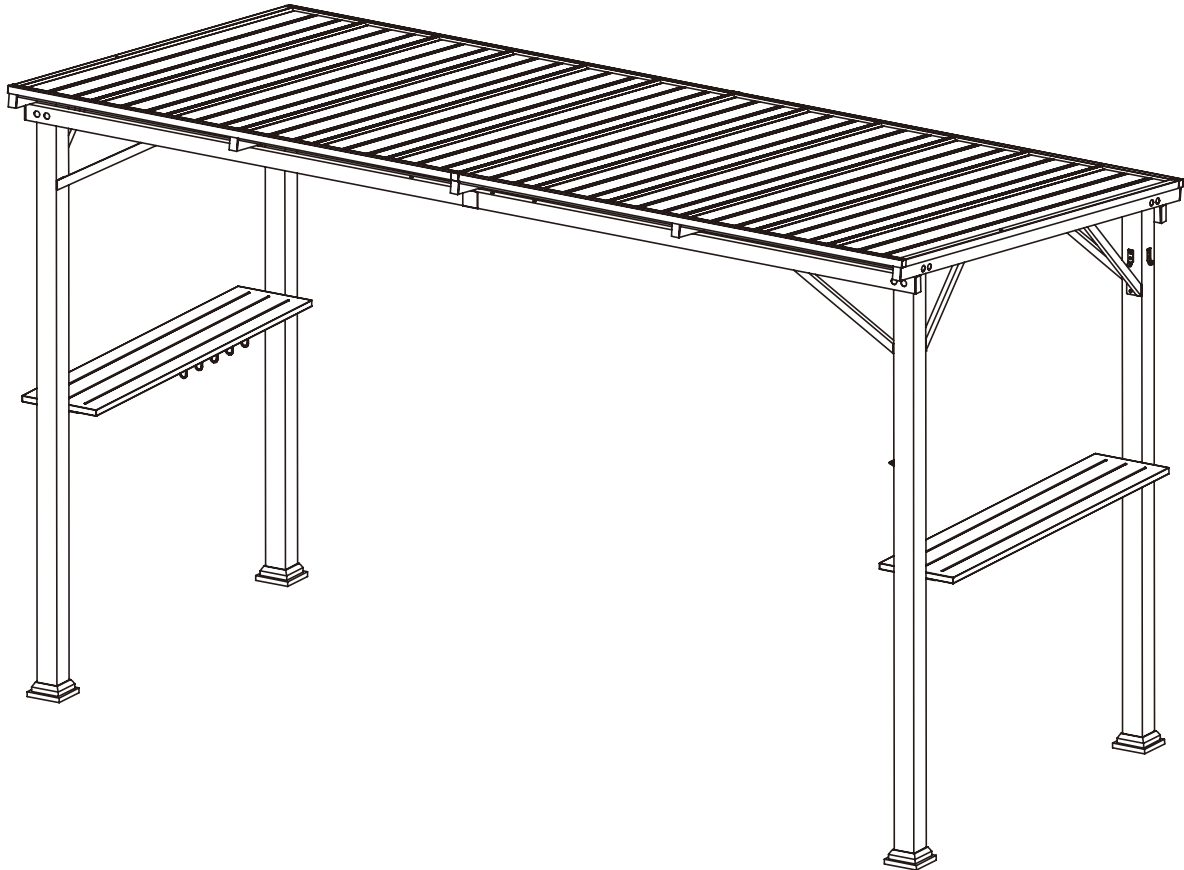


**MODEL:IG10600166-612-N**



OWNER'S MANUAL

## The Smoke Shack 6'x12' Hard Top Grill Gazebo

### TABLE OF CONTENTS

ASSEMBLY GUIDE.....	02
USING YOUR PRODUCT.....	03

May 15, 2025

### QUESTIONS?



**E-mail:** [Support@coveredoutdoor.com](mailto:Support@coveredoutdoor.com)



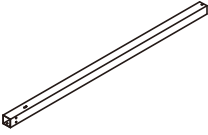

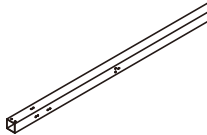
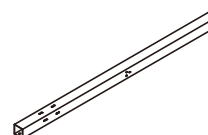
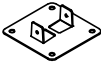

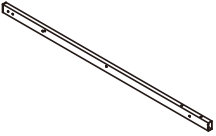
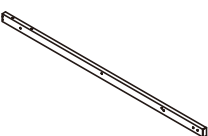
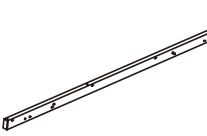
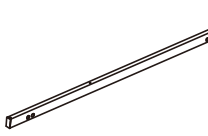


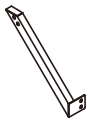

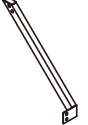
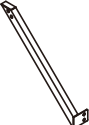
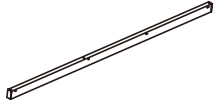
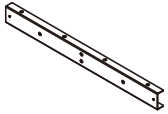






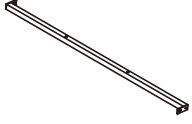
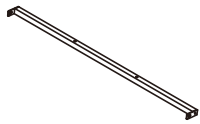





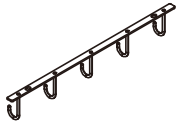

**Toll-Free Number:** 888-898-2263



**Mon-Fri:** 9:00 AM -5:00 PM PST

# ASSEMBLY GUIDE

## PARTS LIST

<b>A1</b> Post 1 (1piece) 	<b>A2</b> Post 2 (1piece) 	<b>A3</b> Post 3 (1piece) 	<b>A4</b> Post 4 (1piece) 	<b>B</b> Foot Base (4pieces) 	<b>C</b> Foot Cover (4pieces) 
P0010006901	P0010007001	P0010007101	P0010007201	P0030000105	P0020000105
<b>D1</b> Cross Beam 1 (2pieces) 	<b>D2</b> Cross Beam 2 (2pieces) 	<b>D3</b> Cross Beam 3 (1piece) 	<b>D4</b> Cross Beam 4 (1piece) 	<b>E1</b> Support Bracket 1 (2pieces) 	<b>E2</b> Support Bracket 2 (2pieces) 
P0040015401	P0040015501	P0040015601	P0040015701	P0050007801	P0050007901
<b>E3</b> Support Bracket 3 (1piece) 	<b>E4</b> Support Bracket 4 (1piece) 	<b>E5</b> Support Bracket 5 (1piece) 	<b>E6</b> Support Bracket 6 (1piece) 	<b>F</b> Middle Cross Beam (3pieces) 	<b>G1</b> Connector 1 (2pieces) 
P0050008001	P0050008101	P0050008201	P0050008301	P0080001901	P0060007601
<b>G2</b> Connector 2 (2pieces) 	<b>G3</b> Connector 3 (3pieces) 	<b>G4</b> Connector 4 (3pieces) 	<b>G5</b> Connector 5 (4pieces) 	<b>G6</b> Connector 6 (6pieces) 	<b>H</b> Shelf (2pieces) 
P0060007701	P0060007801	P0060007901	P0060004902	P0060010301	P0140000302
<b>J</b> Top Beam (8pieces) 	<b>K</b> Roof Border (8pieces) 	<b>L1</b> Roof Plate Border 1 (2pieces) 	<b>L2</b> Roof Plate Border 2 (2pieces) 	<b>L3</b> Roof Plate Border 3 (1piece) 	<b>L4</b> Roof Plate Border 4 (1piece) 
P0090014601	P0090014701	P0120004001	P0120004101	P0120003702	P0120003802
<b>M</b> Roof Plate (12pieces) 	<b>N</b> Hook (1piece) 	<b>P</b> Bottle opener (1piece) 			
P0130007402	P1000001502	P1000001203			

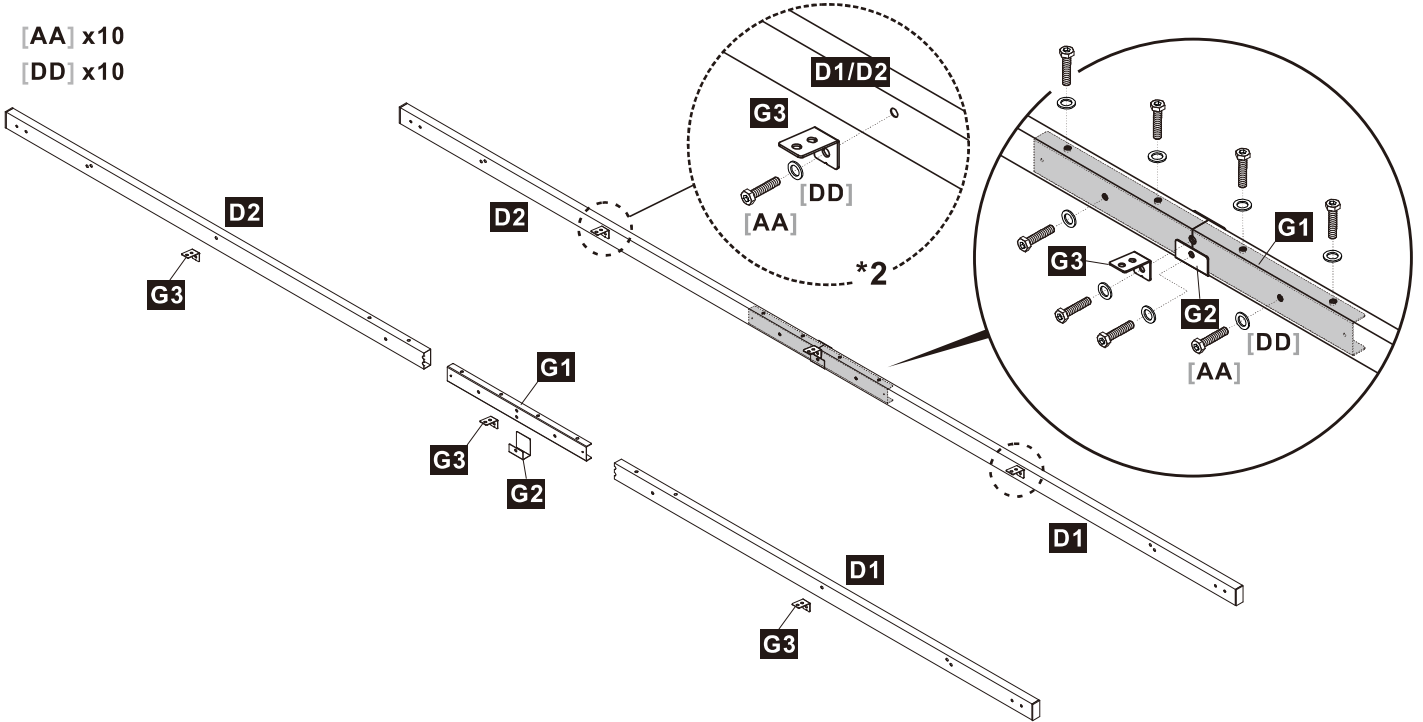
**STEP 02#**

Slide cross beam **D1** and **D2** into connector **G1**, securing with four (4) **[AA]** bolts and four (4) **[DD]** flat washers on the top, two (2) **[AA]** bolts and two (2) **[DD]** flat washers on the front.

Use one (1) **[AA]** bolt and one (1) **[DD]** flat washer to attach one (1) connector **G2** to **G1**.

Use one (1) **[AA]** bolt and one (1) **[DD]** flat washer to attach one (1) connector **G3** to **G1**.

Use one (1) **[AA]** bolt and one (1) **[DD]** flat washer to attach each connector **G3** to cross beam **D1** and **D2**.



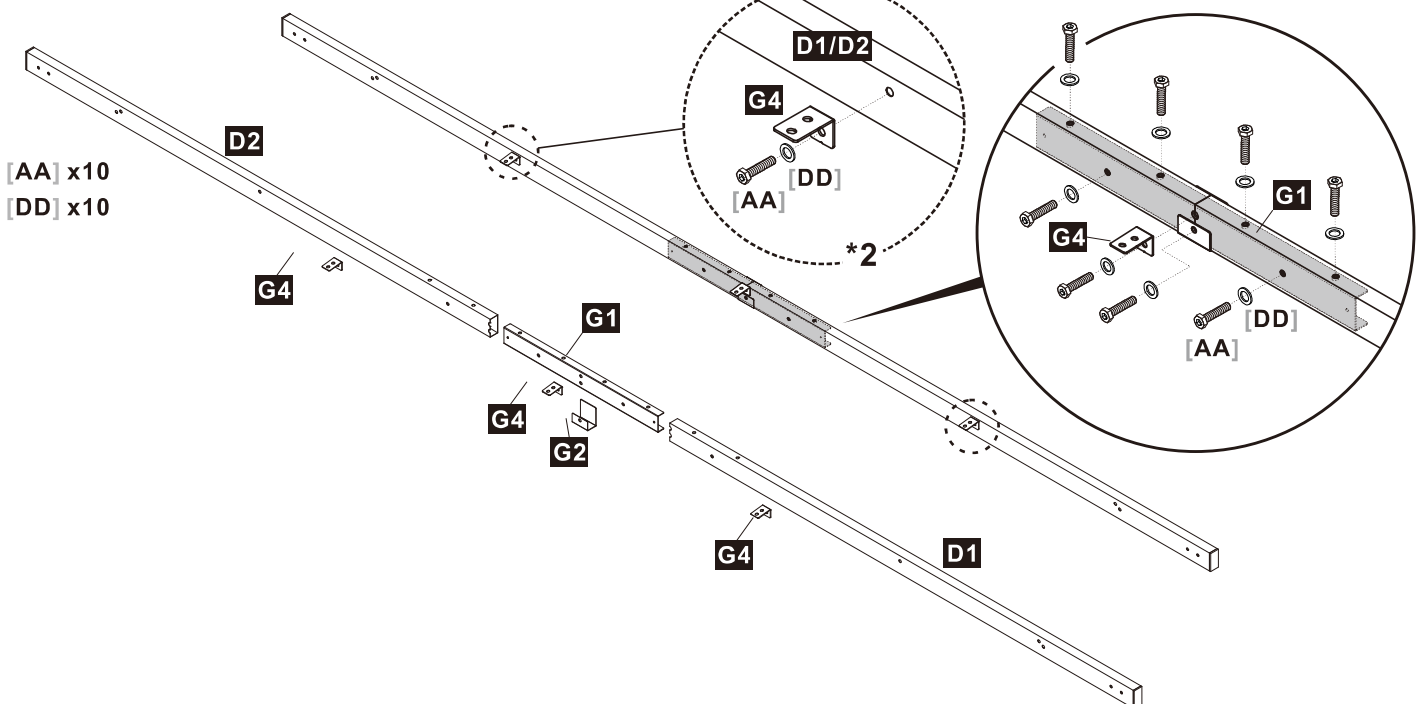
**STEP 03#**

Slide cross beam **D1** and **D2** into connector **G1**, securing with four (4) **[AA]** bolts and four (4) **[DD]** flat washers on the top, two (2) **[AA]** bolts and two (2) **[DD]** flat washers on the front.

Use one (1) **[AA]** bolt and one (1) **[DD]** flat washer to attach one (1) connector **G2** to **G1**.

Use one (1) **[AA]** bolt and one (1) **[DD]** flat washer to attach one (1) connector **G4** to **G1**.

Use one (1) **[AA]** bolt and one (1) **[DD]** flat washer to attach each connector **G4** to cross beam **D1** and **D2**.

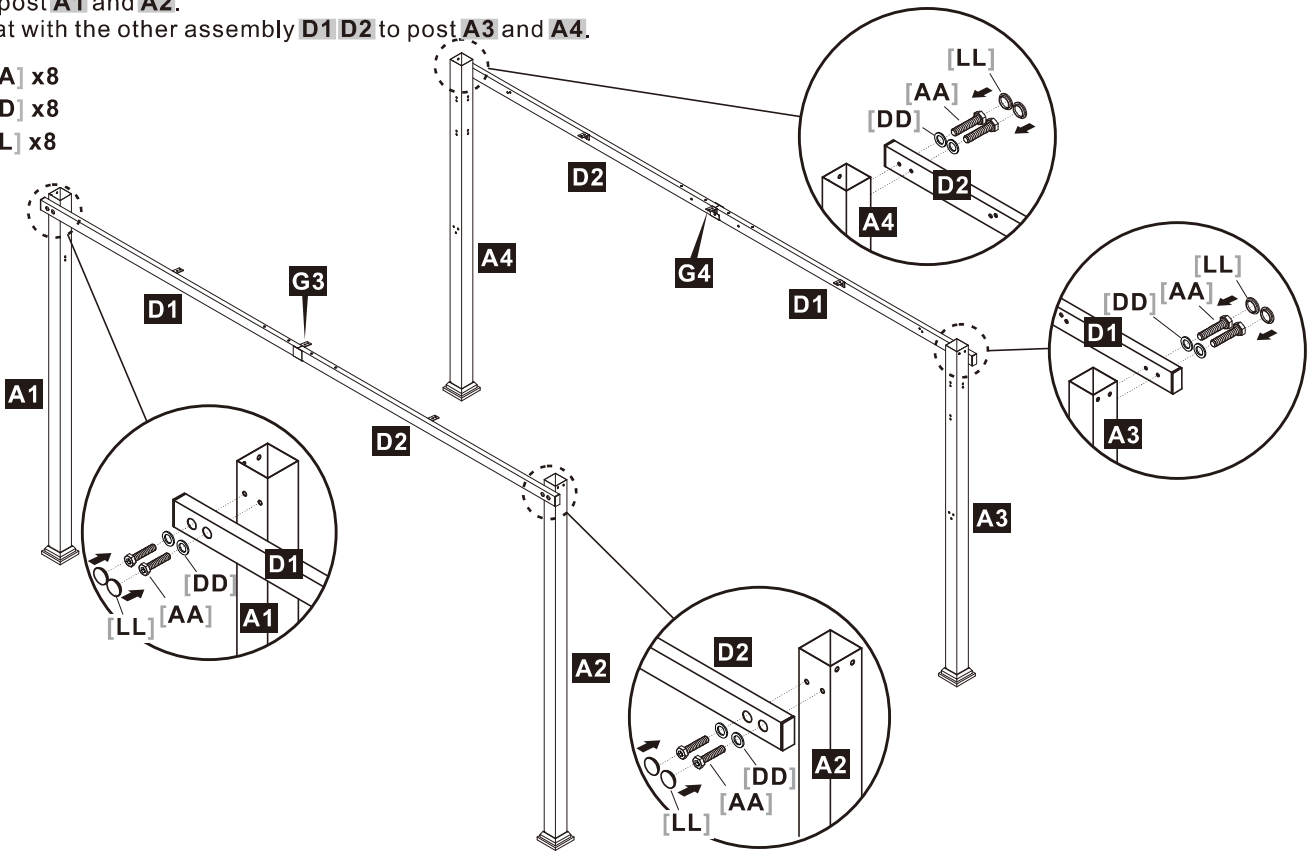


**STEP 04#**

Use two (2) [LL] plastic clips, two (2) [AA] bolts and two (2) [DD] flat washers to attach each end of cross beam assembly **D1** **D2** to post **A1** and **A2**.

Repeat with the other assembly **D1** **D2** to post **A3** and **A4**.

- [AA] x8
- [DD] x8
- [LL] x8



**STEP 05#**

Use two (2) [LL] plastic clips, two (2) [AA] bolts and two (2) [DD] flat washers to attach each end of cross beam **D3** to post **A1** and **A4**.

Repeat with cross beam **D4** to post **A2** and **A3**.

- [AA] x8
- [DD] x8
- [LL] x8

