





ASSEMBLY INSTRUCTION

TV CONSOLE

Thank you for purchasing this quality product. Be sure to check all packing material carefully for small parts, which may have come loose inside the carton during shipment. Identify and count all parts and compare with the parts list below.

PART LIST:

①	②	③
		
TV console: 1PC	BUNFEET:4PCS	SUPPORT LEG:1PC

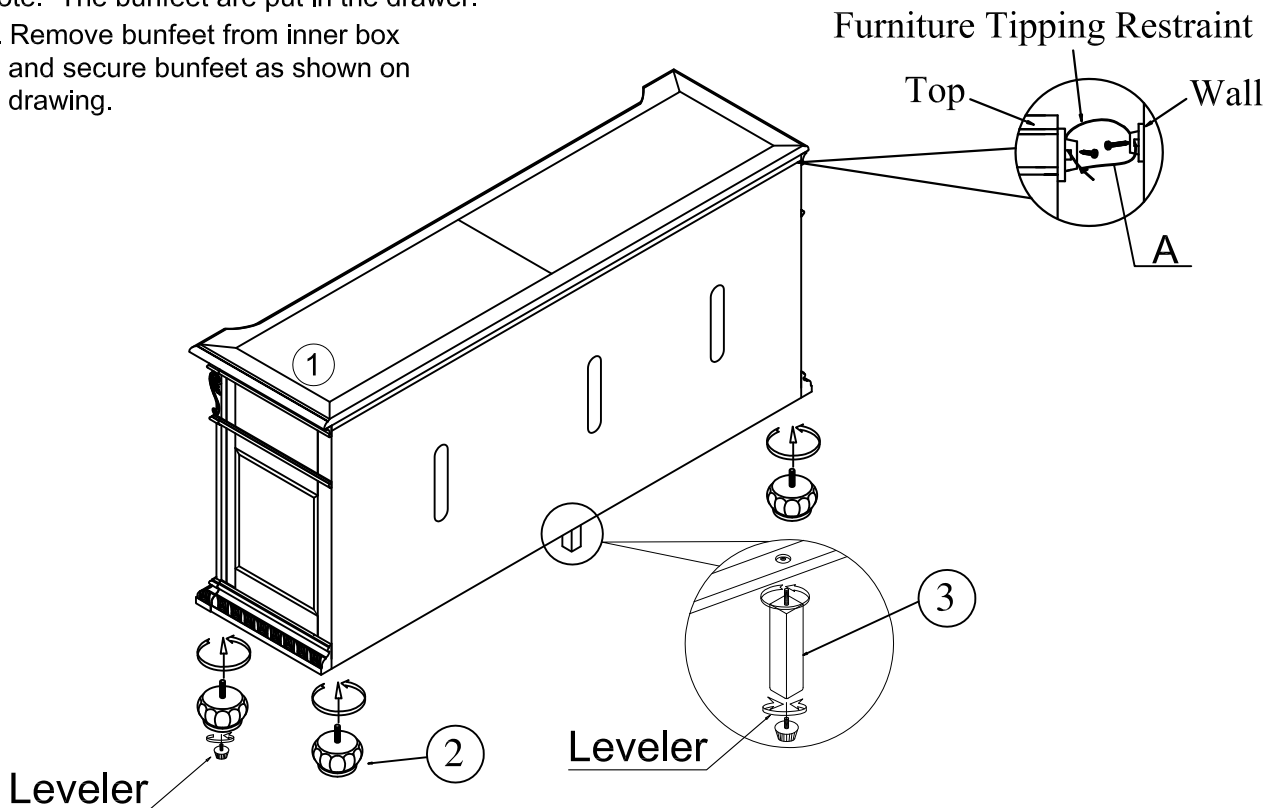


HARDWARE LIST			
NO.	Drawing	Description	Q'ty
A		Furniture Tipping Restraint	1 SET

Furniture Tipping Restraint must always be used to prevent the TV Console from tipping.

Note: The bunfeet are put in the drawer.

1. Remove bunfeet from inner box and secure bunfeet as shown on drawing.



CLEANING INSTRUCTION

Clean the TV CONSOLE surface with a furniture polish and a soft cloth.

Made in VietNam