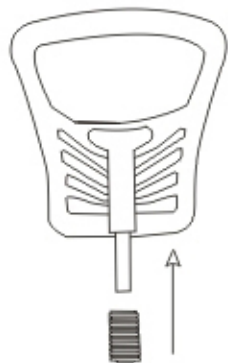
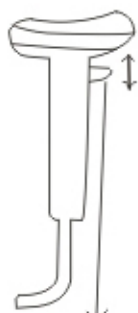


Assembly Instruction

(1) X1



(4) X2

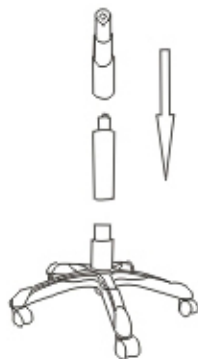


Pull up or press down to adjust the armrest height.

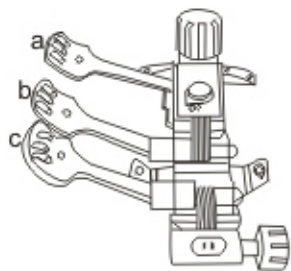
(2) X1



(5) X1



(3) X1



a: Height Controller
b: Tilt
c: Backrest Controller

(6) X6 6X25
(7) X4 6X20



(8) X10 6X18



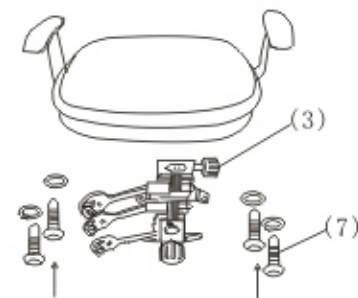
(9) X1



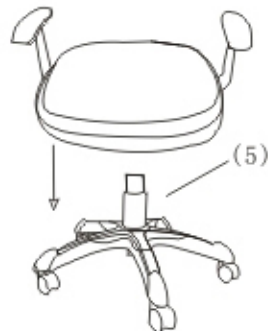
① Assemble the arm as show below



② Assemble the mechanism as show below



③



④ Assemble the backrest as show below



After you insert the back into the mechanism and adjust to desired height, turn the button counter-clockwise until it is screwed in tightly.

⑤

