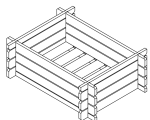


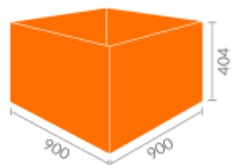
# Raised Bed 19mm - Technical Data Sheet



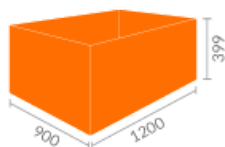
- 19mm Thick Cut Logs
- 19mm Slatted Log Board Base
- Easy to Assemble Pack
- Compatible With Tiger Log Cabins

<b>Cladding Material</b>	Heavy Duty Interlocking T&G	<b>Cladding Thickness</b>	19
<b>Framing Style</b>	N/A	<b>Framing Size</b>	0mm x 0mm
<b>Roof Material</b>	N/A	<b>Roof Thickness</b>	0mm
<b>Floor Material</b>	Slated Log Boards	<b>Floor Size</b>	19mm
<b>Door Style</b>	N/A	<b>Door Size</b>	0mm x 0mm
<b>Window Style</b>	N/A	<b>Window Size</b>	0mm x 0mm
<b>Glazing Thickness</b>	0	<b>Glazing Material</b>	N/A
<b>Roof Covering</b>	N/A	<b>Treatment</b>	Untreated
<b>Locking System</b>	N/A	<b>Material</b>	Selected European Softwoods

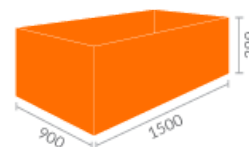
3x3:



4x3:



5x3:



Building Dimension	Length	Width	Base Size	Internal Size	External Ridge	External Eaves	Internal Ridge	Internal Eaves	Ext. Size exc. Roof	Ext. Size inc. Roof	No. of Windows	Weight
3x3w Raised Bed 19mm	900mm	900mm	710mm x 710mm	672mm x 672mm	404mm	404mm	404mm	404mm	900mm x 900mm	900mm x 900mm	0	13kgs
4x3w Raised Bed 19mm	1200mm	900mm	1010mm x 710mm	972mm x 672mm	404mm	404mm	404mm	404mm	1200mm x 900mm	1200mm x 900mm	0	15kgs
5x3w Raised Bed 19mm	1500mm	900mm	1310mm x 710mm	1272mm x 672mm	404mm	404mm	404mm	404mm	1500mm x 900mm	1500mm x 900mm	0	17kgs