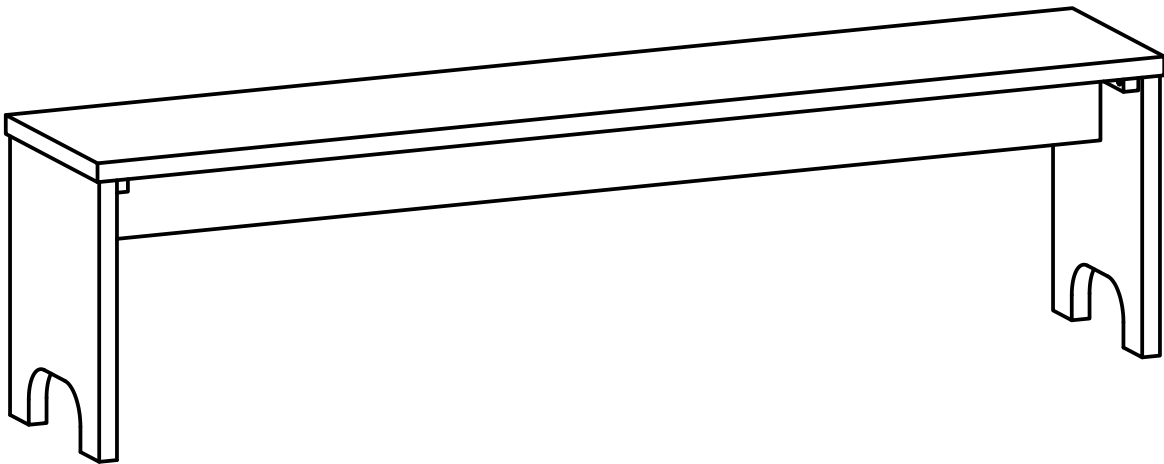


# Assembly Instructions !!!



**Bench**

What about your product:

- Solid PineWood from Planted Forests
- Made in Brazil

Assembly Recommendations:

- Pay close attention to the drawings, specially the side of each part.
- Mount on a clean flat surface, we suggest to cover your floor with the packing carton.
- To avoid damages, prefer to do not use eletric screwdriver.
- Do not use any sharp edge tool, it can scratch your new item.
- Perform the assembly calmly, rush may generate hits and dents.
- If you need a hammer to insert dowels or any other hardware, perform light hammers.
- And if you have any buddy close to you, ask for help. Team work is easier and Fun.

**WARNING:** Avoid the presence of children and pets during assembling, because the product contain small parts/hardware that can be swallowed.

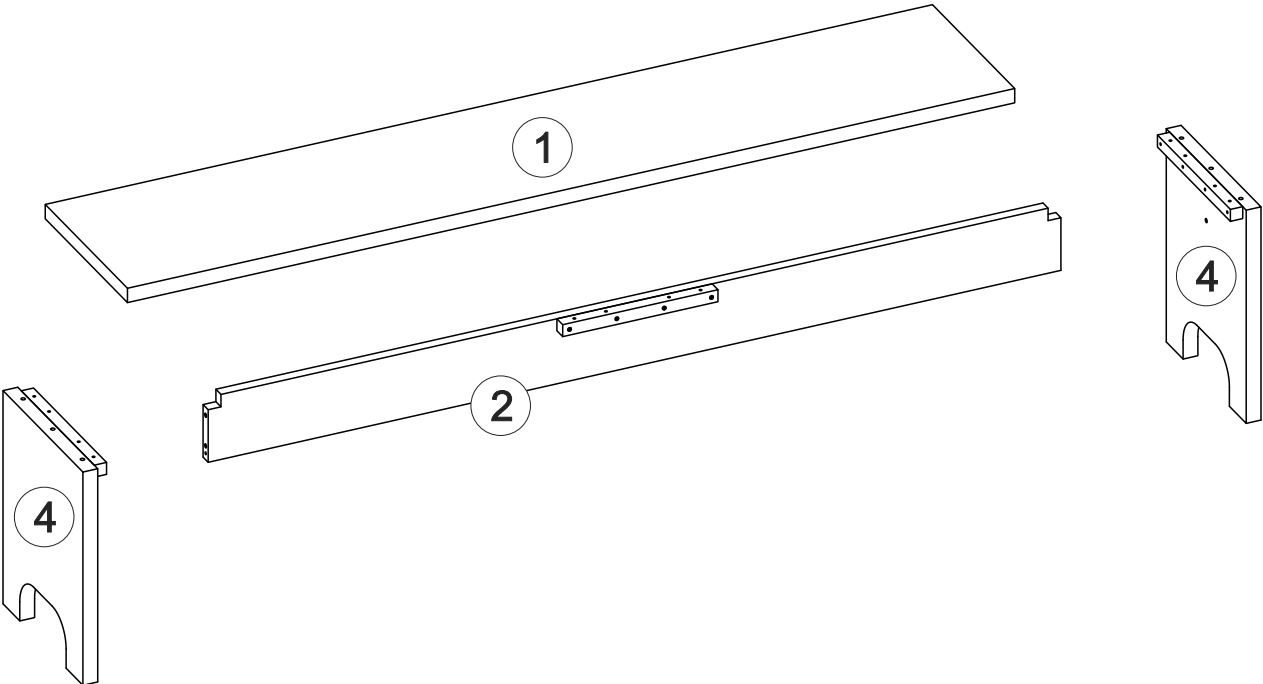
Product Care

- Wood is a natural material and require especial care.
- As a natural material, it has some slightly size and color variations.  
(e.g. wood grains, color tone, textures, small cracks & gaps)
- Every single details make it a single and exclusive unit.
- This item is intended for **indoor** use.
- Do not place it in direct sunlight or damp areas.
- Watch out of placing it in front of air conditioning vents or heaters.
- Avoid placing hot surfaces directly over the wood, it may stain, burn or damage its finishing.
- Sharp objects may damage wood.
- To move your piece ask for help, dragging it will damage the finishing and item structure, loose legs and side parts.
- Clean it with soft, clean & dry cloth.
- If you feel necessary use an appropriate furniture polish.
- Alcohol, perfume and other medicines can cause severe damage to the finishing.


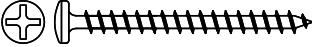
If you need any assistance, please contact us.

Have Fun !!

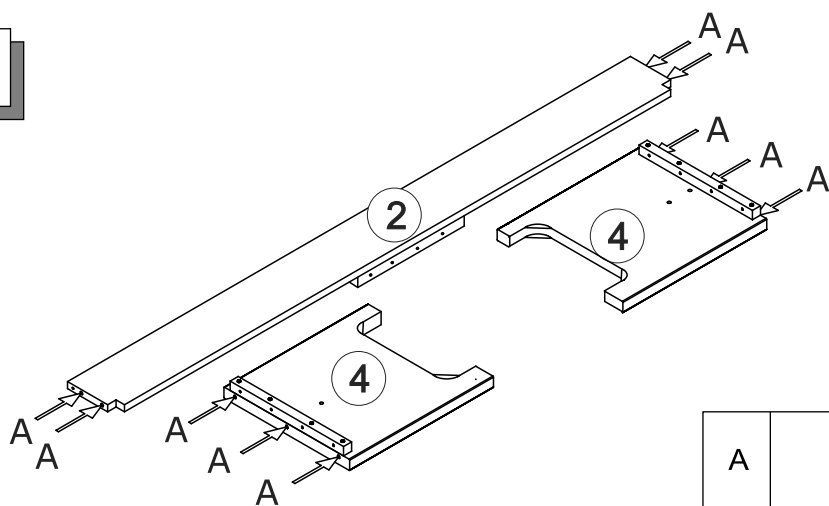
PRODUCT PARTS




HARDWARE/ ACCESSORIES

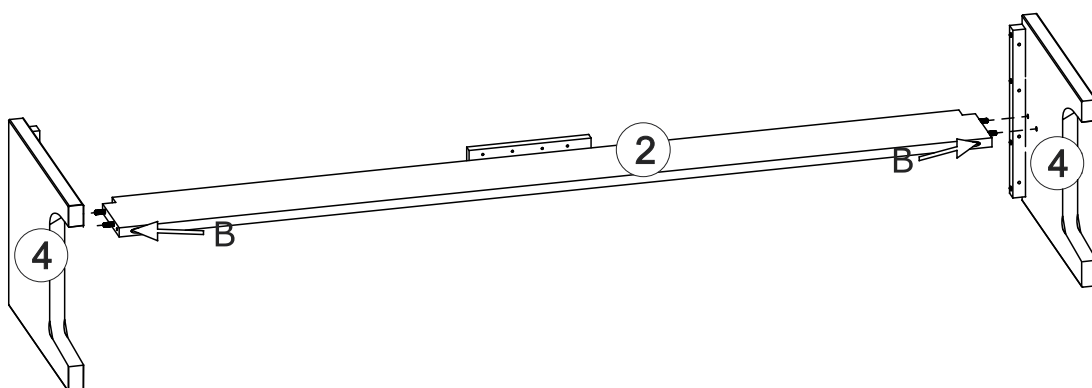
|   |   |    |   |   |    |
|---|---|----|---|---|----|
| A | <br>Ø 8 x 50mm | 10 | B | <br>Ø4,0 x 50mm | 14 |
|---|---|----|---|---|----|


01



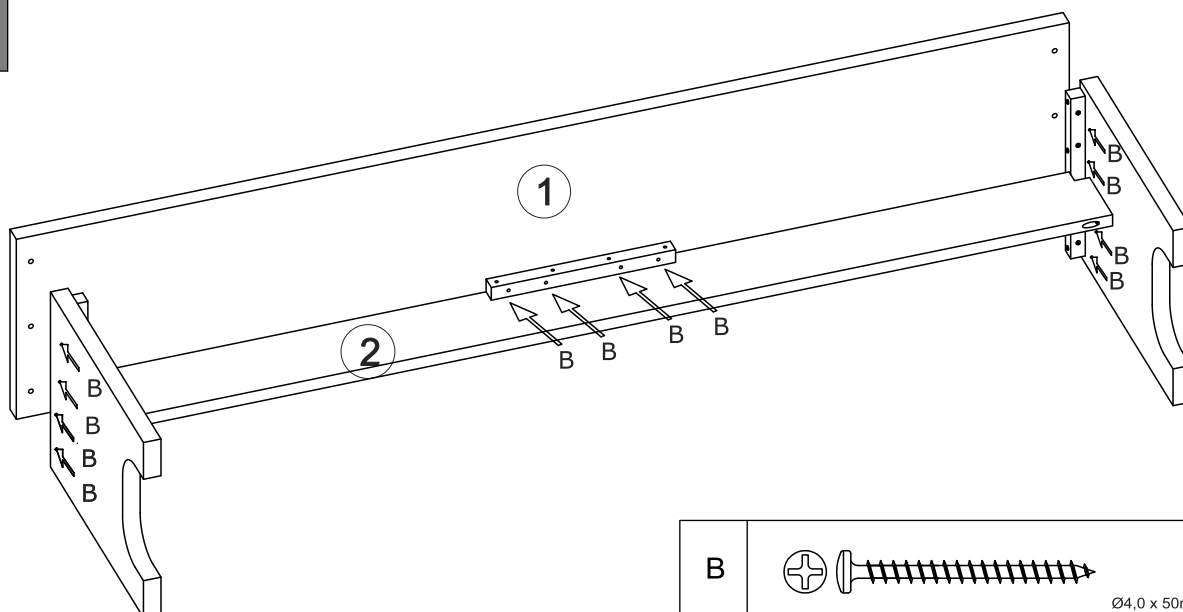
|            |   |    |
|------------|---|----|
| A          |  | 10 |
| Ø 8 x 50mm |   |    |

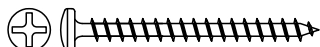
02



|             |   |    |
|-------------|---|----|
| B           |  | 02 |
| Ø4,0 x 50mm |   |    |

04



|             |  |    |
|-------------|--|----|
| B           |  | 12 |
| Ø4,0 x 50mm |  |    |