



# SPEC SHEET

## KoolMore 51 in. Three Compartment Commercial Sink, Bowl Size 15x15x14, 18 Gauge Stainless-Steel

---

Model: KM-SC151514-N3

### FEATURES

---

- Large Three-Basin Design
- Commercial Restaurant Sink
- Rust and corrosion resistant
- Heavy-Duty 18-Gauge Stainless-Steel



### CLOSE UP IMAGES

---



# TECHNICAL SPECS

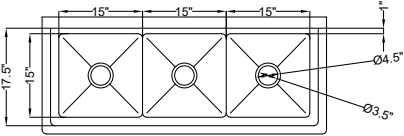
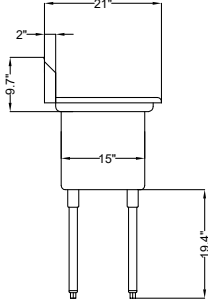
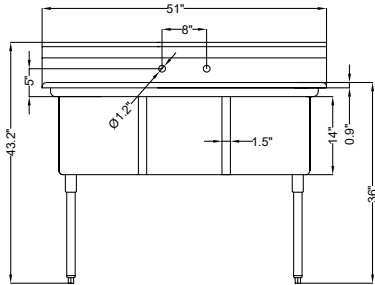
## Dimensions

Length	51
Width	21
Height	43.2
Weight Lbs	58
DxWxH of bowl1	15x15x14
DxHxH of bowl2	15x15x14
DxHxH of bowl3	15x15x14
Space Between Basins	1.2
Height From Floor To Bottom Of Basin	19.44
Height From Floor To Top Of Basin	33.5
Legs Height	19.4
L Drainboard Length	NA
R Drainboard Length	NA
Backsplash Size	9.7

## Features & Materials

Exterior Material	304 Stainless-Steel
Color Finish	Stainless-Steel
Drain Included	Yes
Number Of Basins	3
Angle Of Downward Incline In Basin	2 Degrees
Angle Of Downward Incline Of Dashboard	6 Degrees
Legs Adjustable	1 in.
Feet Material	Plastic bullet feet
Gauge Of Stainless Steel	18
Certifications	NSF Certified for Sanitation

# Plan View



706 Eastern Parkway STE 1G, Brooklyn NY 11213  
718-576-6342  
info@koolmore.com