

DESCRIPTION

- Chrome plated metal construction
- 1/2" IPS connections
- Supplied with vandal resistant screws

OPERATION

- Wing style handles with hot and cold color indicators
- Hot side counterclockwise to open (clockwise to close)
- Cold side clockwise to open (counterclockwise to close)


FLOW

- Aerator is limited to 1.5 gpm max (5.7 L/min)

CARTRIDGE

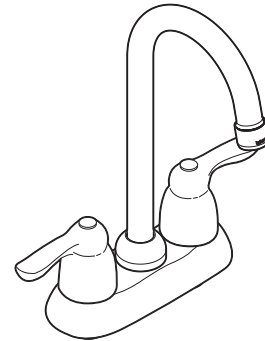
- 1224 cartridge design
- Nonmetallic and stainless steel construction

STANDARDS

- Third party certified to ASME A112.18.1/CSA B125.1 and all applicable requirements referenced therein including NSF61/9
- Contains no more than 0.25% weighted average lead content
- Complies with California Proposition 65 and with the Federal Safe Drinking Water Act
- ADA  for lever handles

WARRANTY

- Warranted for 5 years against material or manufacturing defects

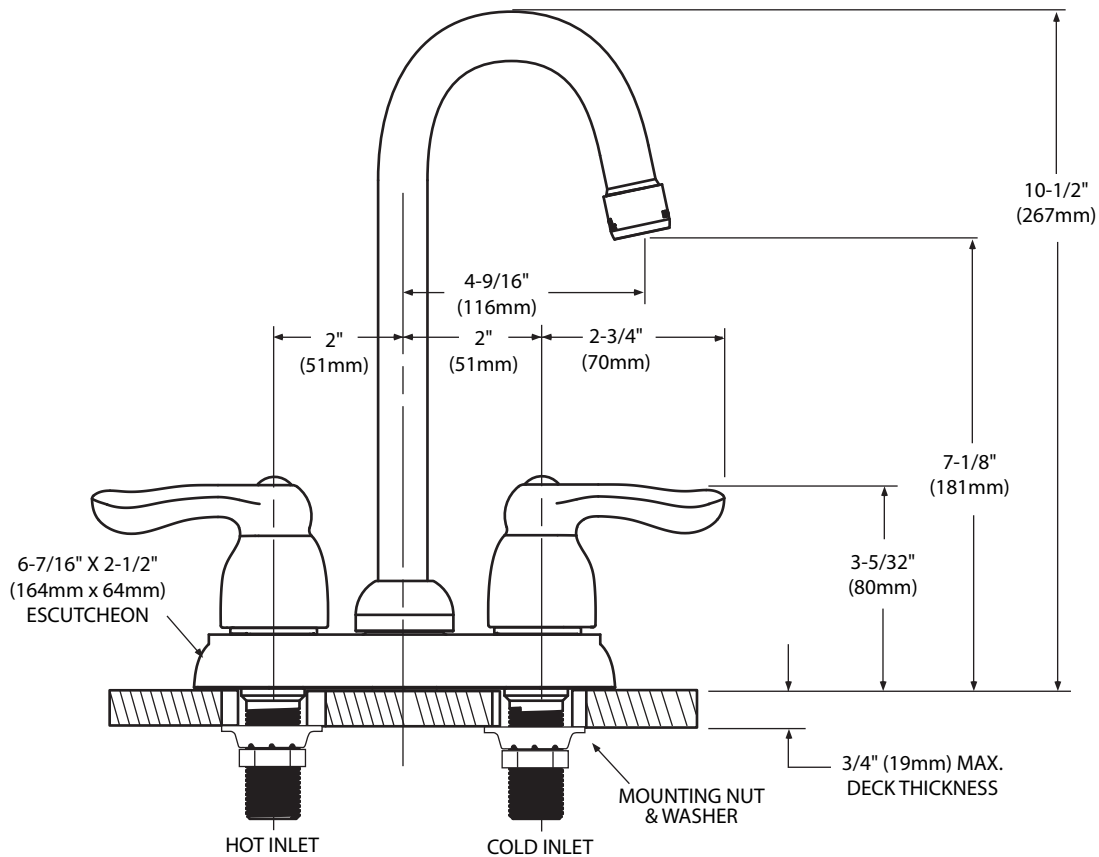


Two-Handle Bar Faucet

Model: 8957



NOTE: This faucet is designed to be installed through 2 holes, 1" min. dia. and 4" on center



CRITICAL DIMENSIONS

(DO NOT SCALE)