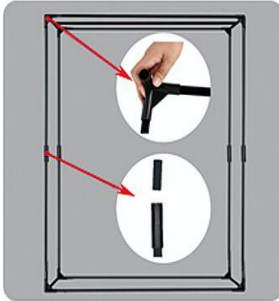


INSTALLATION METHOD



A

Set up the whole frame by using corner pieces




B

Open up the tent and push the cube frame into the tent completely



C

Put studio tent on



D

Can be use strong clips to fix the pvc background



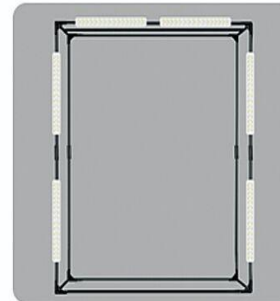
OK

Finish



G

Connect power adapter



F

Attach the LED light strips (have magnets)



E



Have 3pcs soft cloth,It Can prevent extra shadows



[Lightbox Installation Video](#)

Thanks for your reading!
If you have any questions, welcome to contact us via email, we will reply you ASAP.