



# **Blanco Dining Table**

## Assembly Sheet





No. of People: 1










NO power  
tools required.Time: 5  
minutesUse a damp  
cloth to  
clean.Level of  
difficulty:  
1/4

## ASSEMBLY INSTRUCTIONS

Thank you for making a purchase. The goal of this assembly sheet is to help you assemble the product in a way that will contribute to its longevity and durability. Kindly follow all the instructions carefully to ensure a safe and accurate assembly process.

A few important things to note:

- Please do not use a power tool to assemble this product. Using one may hinder and/or damage the item and will invalidate any claims for warranty.
- Depending on the amount of use this product receives, it may be recommended to tighten up the fixings from time to time. This is completely normal!

| PARTS INVENTORY |   |     |
|-----------------|---|-----|
| ID              | DESCRIPTION   | QTY |
| A               | Top            | 1   |
| B               | Plate For Top  | 1   |
| C               | Pole           | 1   |
| D               | Base           | 1   |
| E               | Pole Screw     | 6   |
| F               | Pole Washer    | 6   |
| G               | Top Screw      | 4   |
| H               | Top Washer     | 4   |
| I               | Allen Key      | 1   |

