


# ASSEMBLY INSTRUCTION





## LOVE SEAT



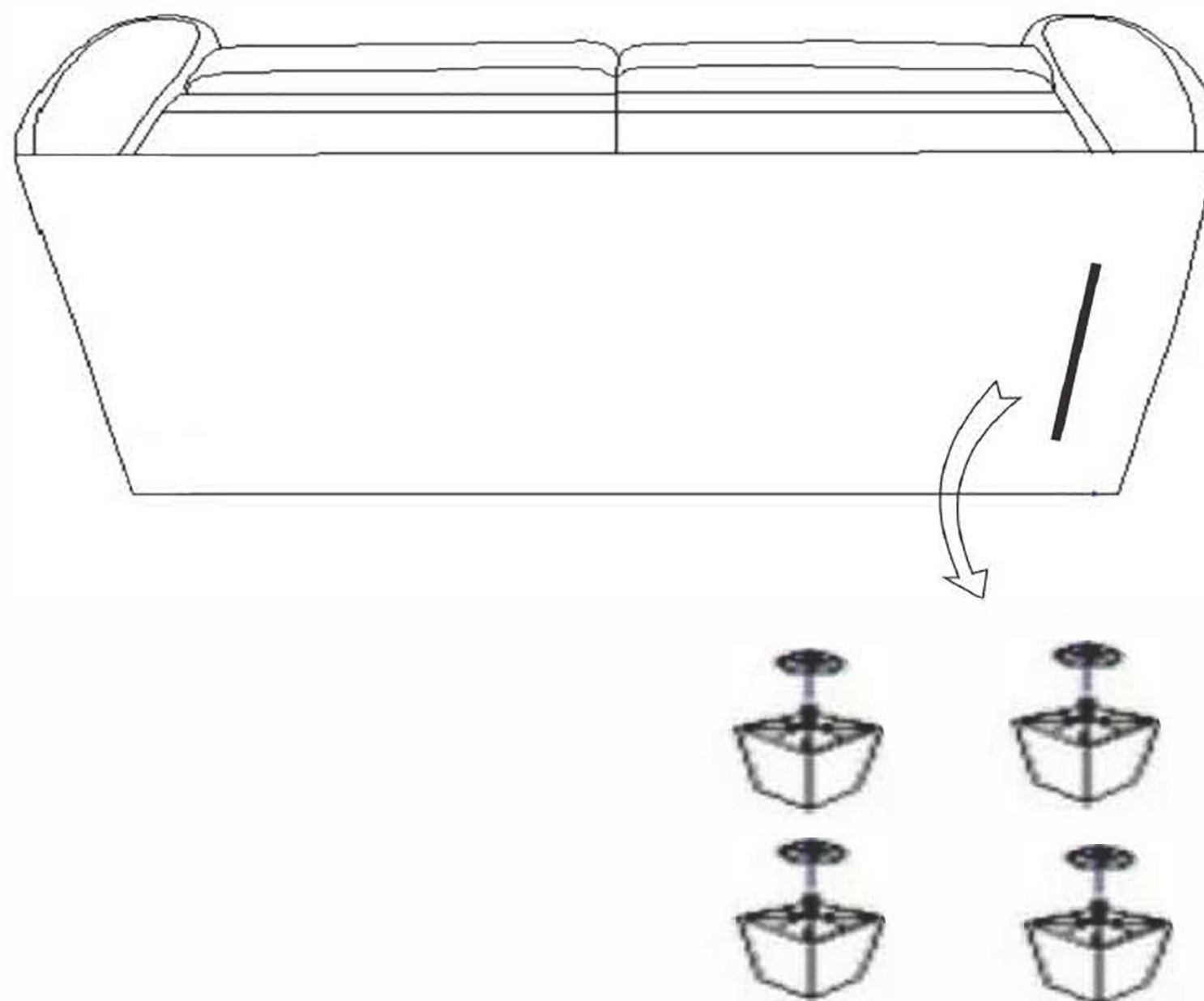
Legs are stored at the bottom of sofa,  
please take out the legs for assembly

Note: Do not use power tools for assembly. Power tools increase the risk of over tightening which lead to splitting or cracking the wood

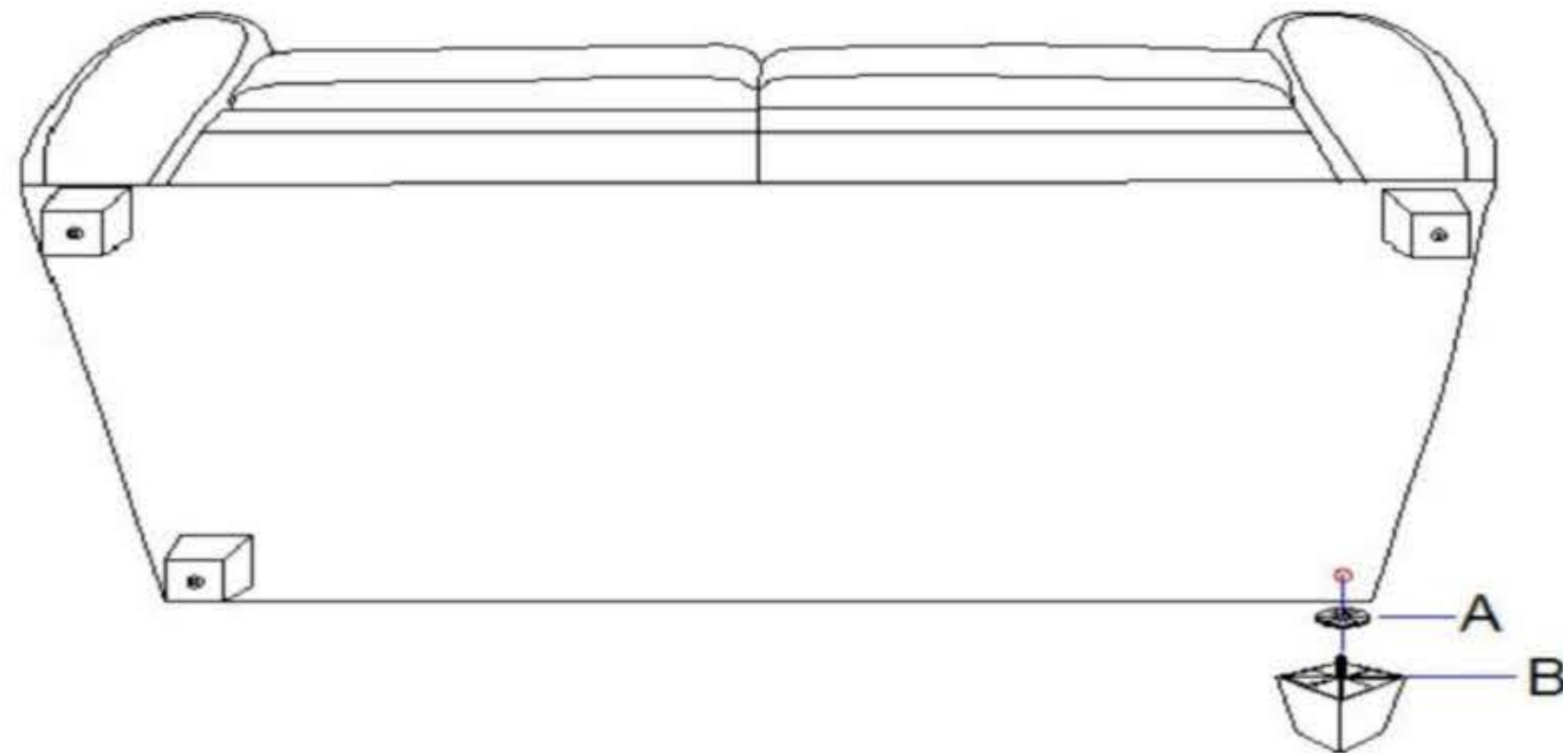
### Component list

NO	DRAWING	QTY	DESCRIPTION
A		4	Plastic legs 4" * 4-3/4"
B		4	Gaskets 1-7/10"
C		1	Seat
D		2	Pillow 16" * 16"


step #1



step #2



step #3



**Care Instruction for Textured Plush Microfiber Furniture:**  
In order to maintain the original appearance of your textured plush microfiber Furniture, please follow below simple care procedures:

- Avoid exposing furniture directly to sunlight or heating and air conditioning outlets. Sunlight and or exposure to heating and air conditioning outlets will fade/damage textured plush microfiber Furniture.
- Vacuum or wipe with a soft cloth to remove dust.



For items use on wooden floor, hard surfaces or carpets, it is recommended to Install protective pads under all legs and supports to avoid/prevent from damages/scratches and discoloration.

# ASSEMBLY INSTRUCTION SOFA



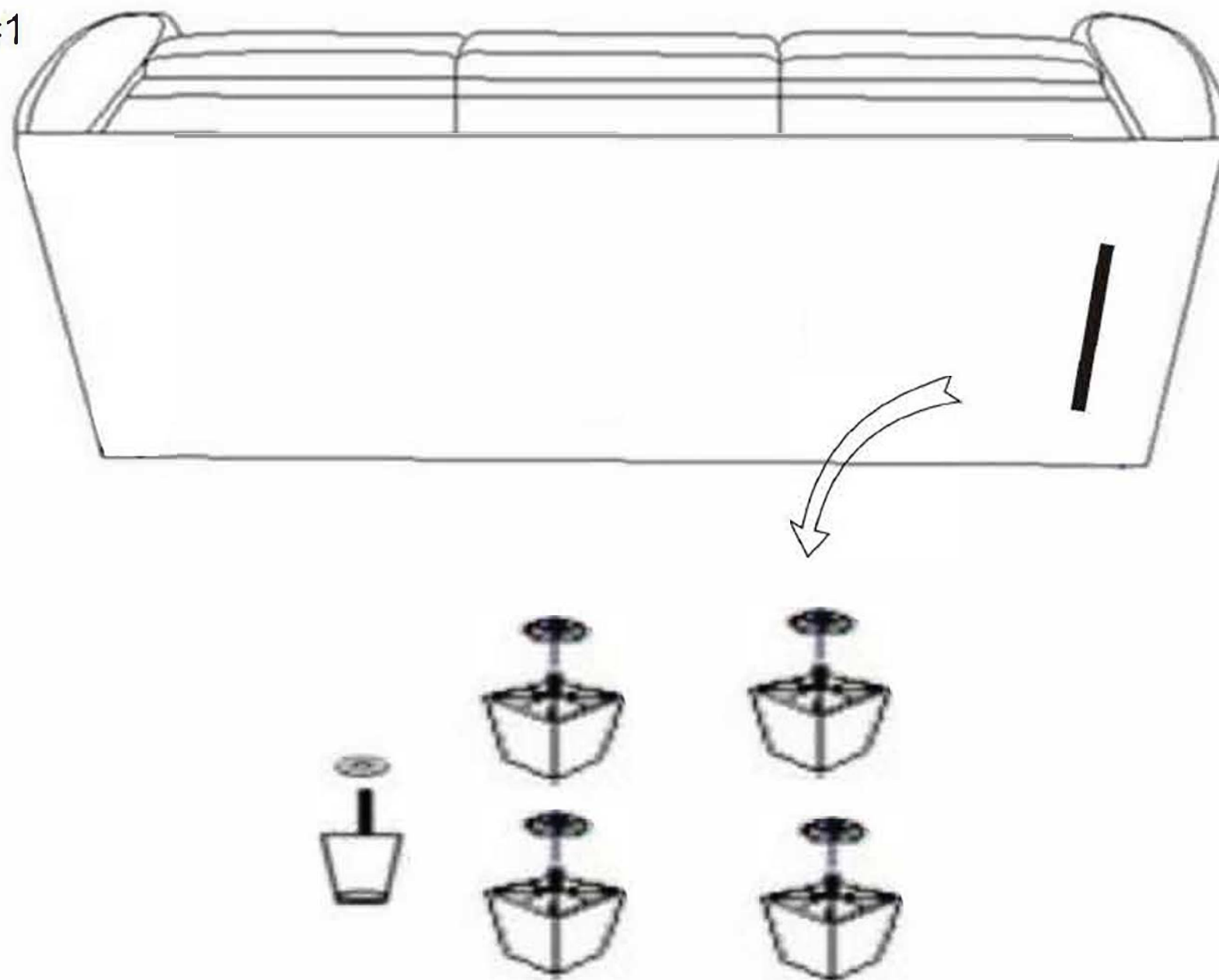
Legs are stored at the bottom of sofa, please take out the legs for assembly

Note: Do not use power tools for assembly. Power tools increase the risk of over tightening which lead to splitting or cracking the wood

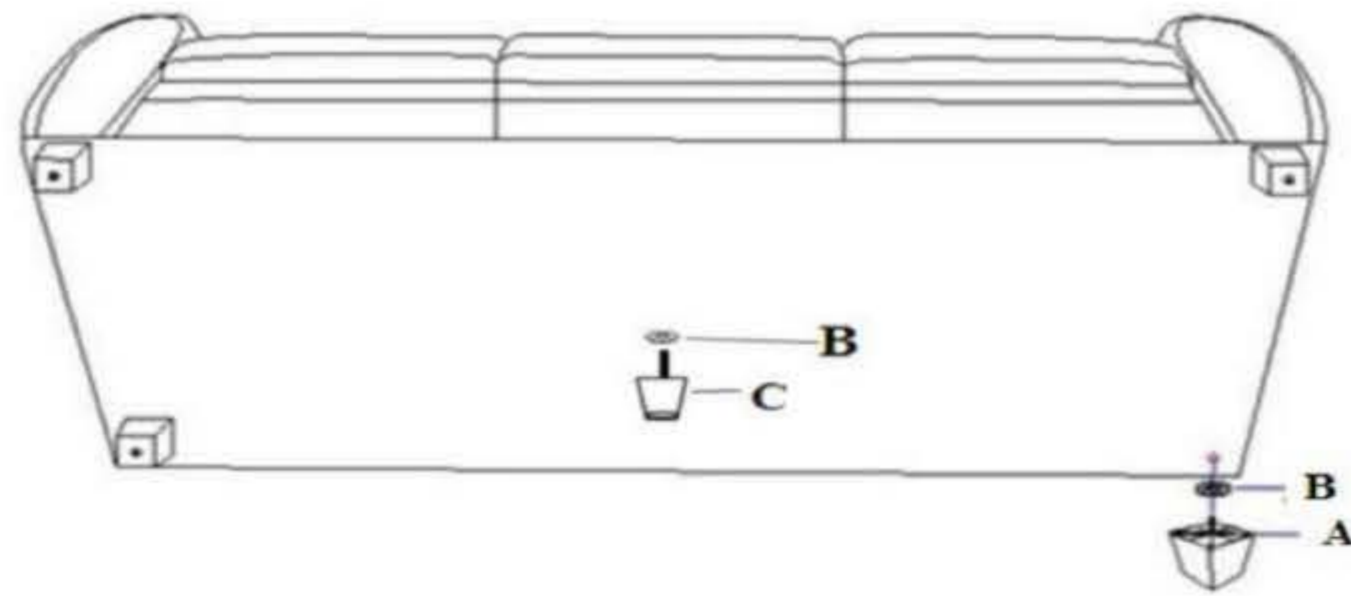
### Component list

NO	DRAWING	QTY	DESCRIPTION
A		4	Plastic legs 4" * 4-3/4"
B		5	Gaskets 1-7/10"
C		1	Center support plastic leg 2-1/4" * 4-1/2"
D		1	Seat
E		2	Pillow 16" * 16"


step #1



step #2



step #3



### **Care Instruction for Textured Plush Microfiber Furniture:**

In order to maintain the original appearance of your textured plush microfiber Furniture, please follow below simple care procedures:

- Avoid exposing furniture directly to sunlight or heating and air conditioning outlets. Sunlight and or exposure to heating and air conditioning outlets will fade/damage textured plush microfiber Furniture.
- Vacuum or wipe with a soft cloth to remove dust.



For items use on wooden floor, hard surfaces or carpets, it is recommended to Install protective pads under all legs and supports to avoid/prevent from damages/scratches and discoloration.