



INSTRUCTIONS D'ASSEMBLAGE
ASSEMBLY INSTRUCTIONS

MONARCH
SPECIALTIES INC.

I 2882

TABLE D'APPOINT -
ASPECT BOIS DE MANGUE / METAL NOIR

ACCENT TABLE -
MANGO WOOD-LOOK / BLACK METAL

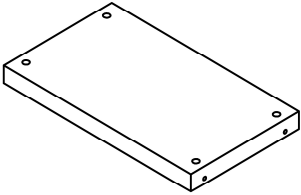
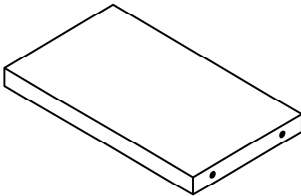
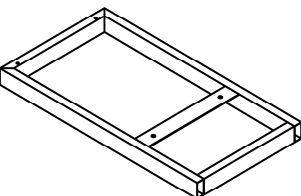


**POUR DE L'ASSISTANCE OU POUR COMMANDER
DES PIÈCES CONTACTEZ NOTRE DÉPARTEMENT
DE SERVICE À LA CLIENTÈLE.**

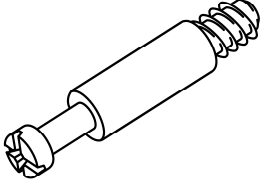
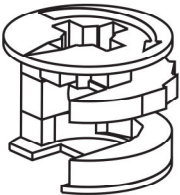

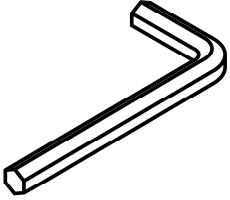
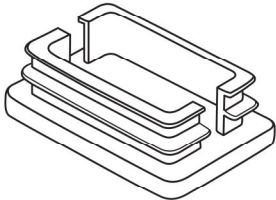
**FOR ASSISTANCE OR TO ORDER PARTS
CONTACT OUR CUSTOMER SERVICE DEPARTMENT**

WWW.MONARCHSERVICE.COM

LISTE DES PIÈCES
PARTS LIST

PIÈCE / PART #	IMAGE	DESCRIPTION	QTY / QTÉ
1		<p align="center">TABLE TOP SURFACE DE TABLE</p>	1
2		<p align="center">SHELF PANEL PANNEAU DE TABLETTE</p>	1
3		<p align="center">METAL LEG PATTE EN METAL</p>	2

LISTE DES PIÈCES DE MONTAGE
HARDWARE LIST

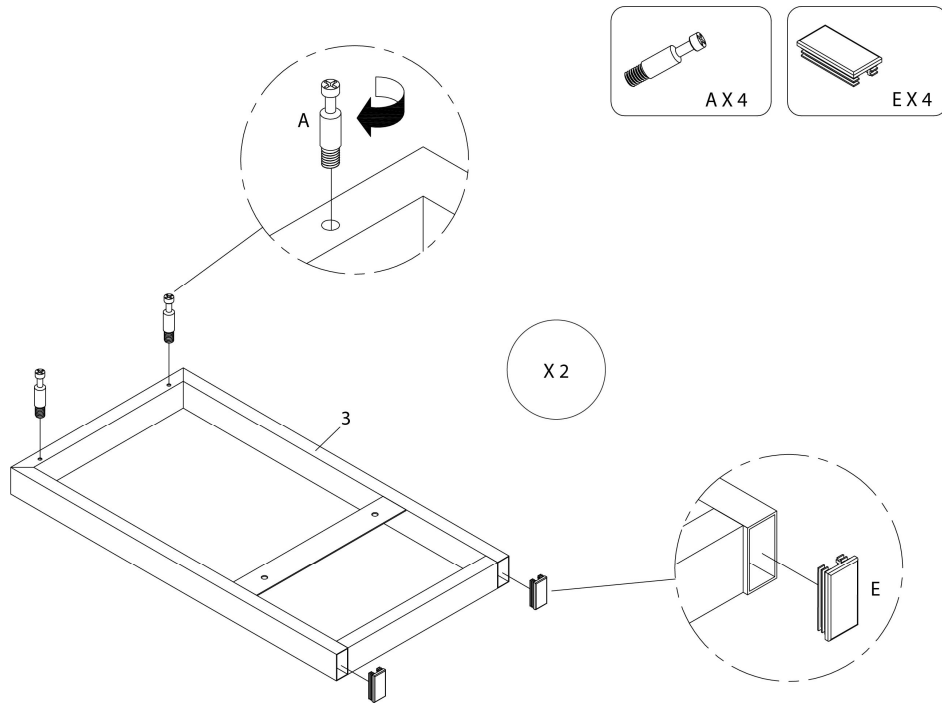
PIÈCE / PART #	IMAGE	DESCRIPTION	QTY / QTÉ
A		CAM LOCK SCREW - 1/4" X 1 1/4" VIS CAM LOCK - 1/4" X 1 1/4"	4
B		CAM LOCK CONNECTOR - Ø5/8" X 1/2" ÉCROU CAM LOCK - Ø5/8" X 1/2"	4
C		ASSEMBLING BOLT - 1/2" BOULON D'ASSEMBLAGE - 1/2"	4
D		HEX KEY CLÉ HEXAGONALE	1
E		FLOOR PROTECTOR - 1 1/2" X 3/4" PROTECTEUR DE PLANCHER - 1 1/2" X 3/4"	4



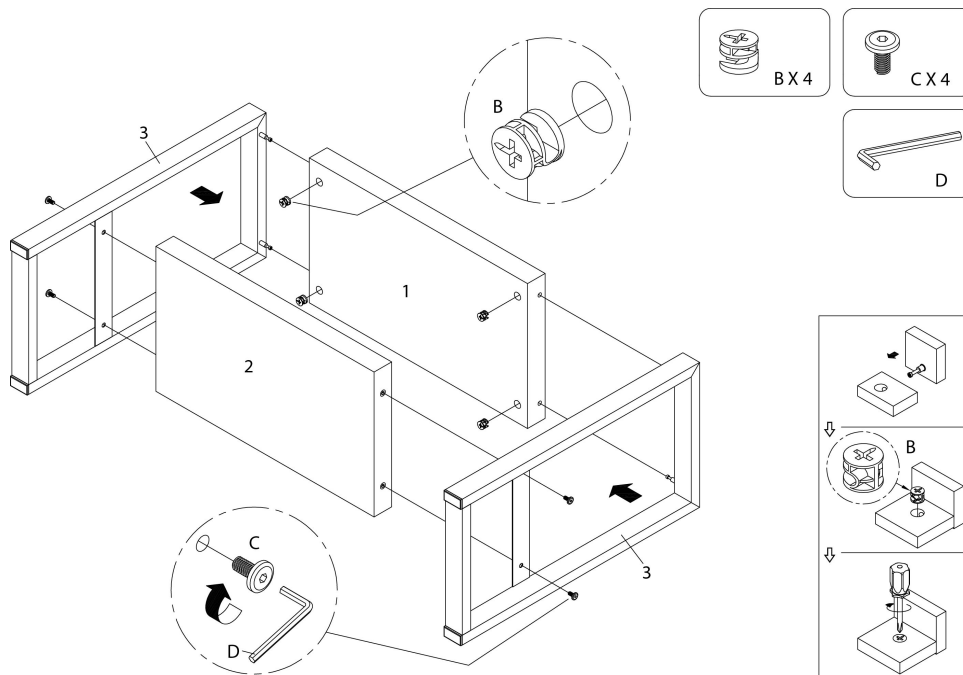
OUTIL DE VÉRIFICATION DE DIMENSIONS DES PIÈCES
HARDWARE DIMENSIONS VERIFICATION TOOL



ÉTAPE / STEP 1



ÉTAPE / STEP 2



ÉTAPE / STEP 3

