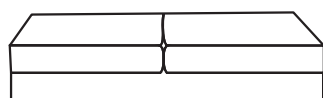
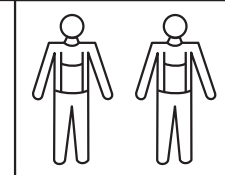


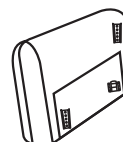
ASSEMBLY INSTRUCTION



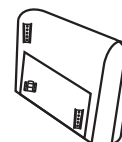
A*1




B*1



C*1LEFT



C*1RIGHT



D*2



E*2



F*2



G*2



H*1

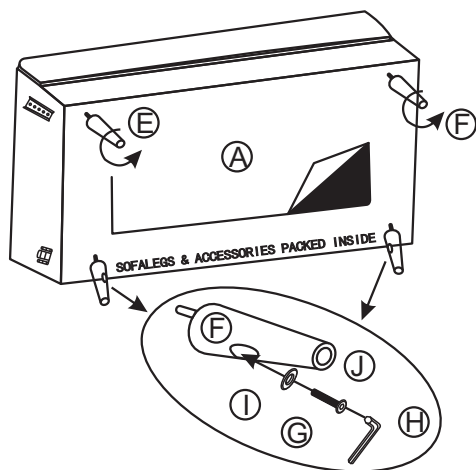


I*2

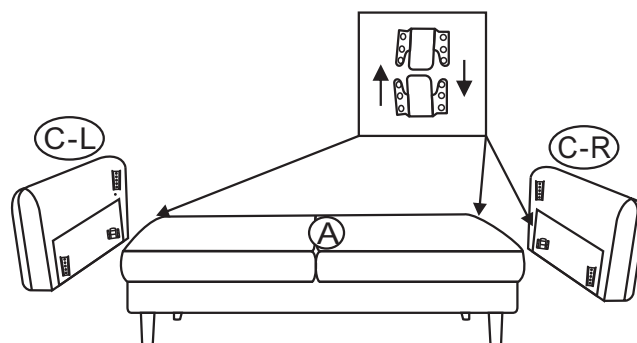


J*4


STEP1



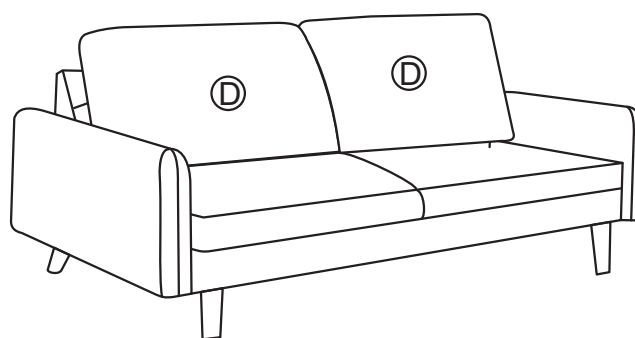
STEP2



STEP3

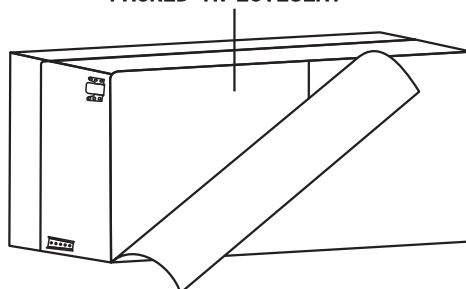


STEP4



KINDLY REMINDER

D*2 、 E*2 、 F*2 、 G*2 、 H*1 、 I*2、 J*4
PACKED IN LOVESEAT



CAREFULLY UNPACK AND PLACE THE LOVESEAT BODY (A) ON A CLEAN FLAT SURFACE TO SHOW THE BASE AS SHOWN.
UNPACK PARTS FROM THE STORAGE COMPARTMENT