

# **30" STOOL** **ASSEMBLY INSTRUCTION**

Dear Customer,

Thank you for purchasing our furniture products.

Read instruction carefully. See hardware and furniture part list for guidance. Be sure all part is complete before assembly. Place all wooden furniture parts on a clean and flat surface to prevent from being scratched. Follow the figure to start assembling.

## **CAUTIONS!!!**

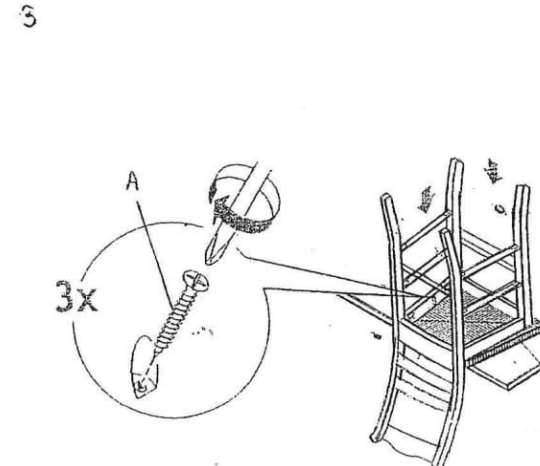
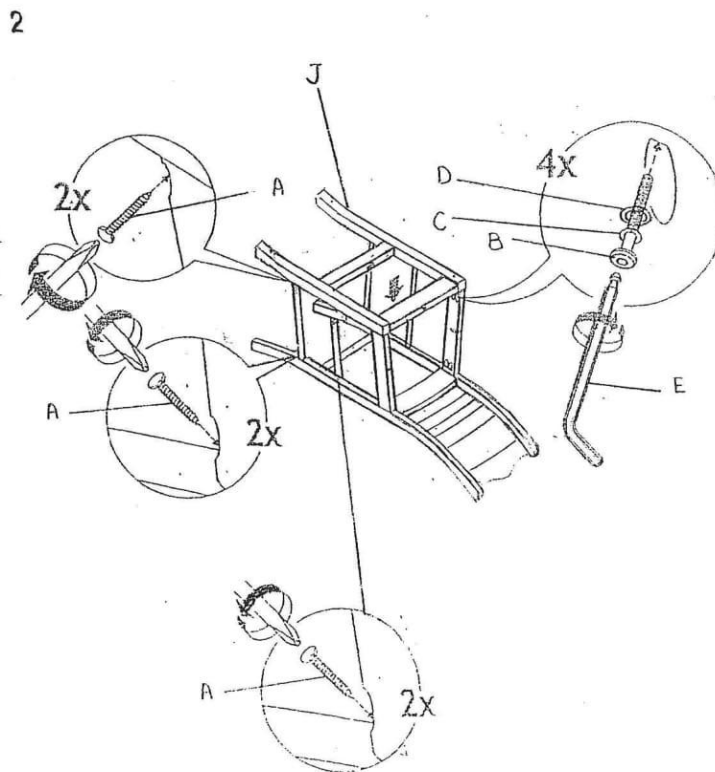
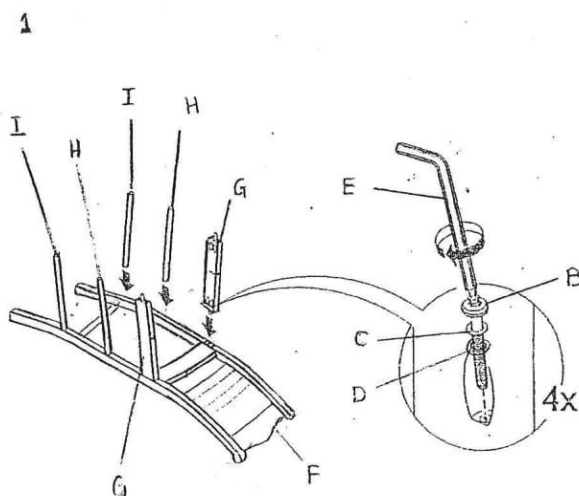
**1. DO NOT FULLY TIGHTEN THE NUT OR BOLTS UNTIL ALL THE NUTS OR BOLTS IS READY ASSEMBLED.**

**2. DO NOT OVER TIGHTEN THE NUT OR BOLTS TO AVOID CAUSING DAMAGES TO THE THREAD.**

NO	HARDWARE LIST		QTY
A		CSK SCREW 38mm	11 pcs
B		JCBC SCREW M6 x 50mm	8 pcs
C		SPRING WASHER	8 pcs
D		FLAT WASHER	8 pcs
E		ALLEN KEY	1 pc

NOTE: THE LIST QUANTITY SHOW ABOVE IS FOR 1 UNIT ASSEMBLY.

NO	PARTS LIST	QTY
F	CHAIR BACK	1 pc
G	SIDE RAIL	2 pcs
H	STRETCHER ( SHORT )	2 pcs
I	STRETCHER ( LONG )	2 pcs
J	ASSEMBLED FRONT LEGS	1 pc
K	WHEAT STRAW SEAT	1 pc



MADE IN MALAYSIA