

## SAFETY WARNINGS

1. FOLLOW THE INFORMATION ON THE WARNINGS APPEARING ON THE UPPER BUNK END STRUCTURE AND ON THE CARTON. DO NOT REMOVE WARNING LABEL FROM BED.
2. ALWAYS USE THE RECOMMENDED SIZE MATTRESS OR MATTRESS SUPPORT, OR BOTH, TO HELP PREVENT THE LIKELIHOOD OF ENTRAPMENT OR FALLS.
3. SURFACE OF MATTRESS MUST BE AT LEAST 5 INCHES BELLOW THE UPPER EDGE OF GUARDRAILS.
4. DO NOT ALLOW CHILDREN UNDER 6 YEARS OF AGE TO USE THE UPPER BUNK.
5. PERIODICALLY CHECK AND ENSURE THAT THE GUARD RAIL, LADDER, AND OTHER COMPONENTS ARE IN THEIR PROPER POSITION, FREE FROM DAMAGE, AND **THAT ALL CONNECTORS ARE TIGHT.**
6. DO NOT ALLOW HORSEPLAY ON OR UNDER THE BED AND PROHIBIT JUMPING ON THE BED.
7. ALWAYS USE THE LADDER FOR ENTERING OR LEAVING THE UPPER BUNK.
8. DO NOT USE SUBSTITUTE PARTS. CONTACT MANUFACTURER OR DEALER FOR REPLACEMENT PARTS.
9. USE OF A NIGHT LIGHT MAY PROVIDE ADDED SAFETY PRECAUTION FOR A CHILD USING THE UPPER BUNK.
10. ALWAYS USE GUARD RAILS ON BOTH LONG SIDES OF THE UPPER BUNK.
11. IF THE BUNK BED WILL BE PLACED NEXT TO A WALL, THE GUARD RAIL THAT RUNS THE FULL LENGTH OF THE BED SHOULD BE PLACED AGAINST THE WALL TO PREVENT ENTRAPMENT BETWEEN THE BED AND THE WALL.
12. PROHIBIT MORE THAN ONE PERSON ON THE UPPER BUNK.
13. THE USE OF WATER OR SLEEP FLOTATION MATTRESSES IS PROHIBITED.
14. KEEP THESE INSTRUCTIONS FOR FUTURE REFERENCE.

### SIZE OF MATTRESS

THIS BED IS DESIGNED TO USE A MATTRESS (74" TO 75") LONG, AND (37-1/2" TO 38-1/2") IN WIDTH AND THE ENCLOSED SLAT KIT SYSTEM. THE TOTAL THICKNESS OF MATTRESS AND FOUNDATION MUST NOT EXCEED 8 1/2".  
NOTE: THERE MUST BE AT LEAST 5" FROM MATTRESS SLEEPING SURFACE TO TOP EDGE OF GUARDRAIL.

STRANGULATION HAZARD – NEVER ATTACH OR HANG ITEMS TO ANY PART OF THE BUNK BED THAT ARE NOT DESIGNED FOR USE WITH THE BED: FOR EXAMPLE, BUT NOT LIMITED TO HOOKS, BELTS AND JUMP ROPES.

### REPLACEMENT PARTS

REPLACEMENT PARTS, INCLUDING ADDITIONAL GUARDRAILS, MAY BE OBTAINED FROM ANY OF OUR DEALERS.



FURNITURE FOR A HEALTHIER HOME

Bio Móvel Certifies That Your Product is....

**Environmentally Sustainable** -Manufactured from 100% reforested pine wood from brazil!

**Environmentally Friendly** -Consistently manufactured in accordance to local government laws and norms contributing to a cleaner, healthier environment!

**Socially Responsible** -Manufacturer conforms to all labor legislation without use of of child labor. Offers employee benefits such as health, meals and transportation.

# THANK YOU FOR YOUR PURCHASE!

Dear Customer,

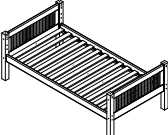
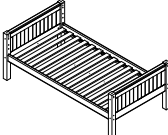
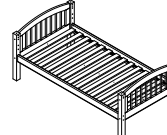
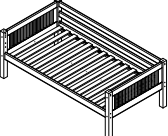
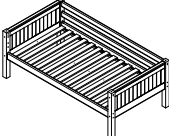
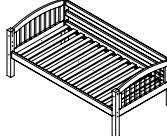
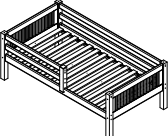
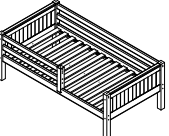
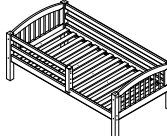









Thank you for purchasing one of our products. Our products are beautifully designed for style, functionality and flexibility as your child grows! All furniture is non-toxic, eco-friendly and made from 100% solid wood with no MDF or laminates which allows it to meet and surpass industry quality standards for sustainability and safety.

Our beds represent the core building block of our unique bedding system. Our products are unique because just like a child's Lego building blocks which allows you to add and subtract parts, our furniture line has optional parts such as slides, bunk bed kits, under bed storage drawers, trundles and many more parts that will allow you to transform the bed as your needs grow! We created this line so that our customers can add further functionality to the beds by creating interchangeable parts.

The Flexibility is what we are all about! We offer the best in sturdy, eco-friendly and healthy bedroom furniture for your growing child's needs!

Thank you again for purchasing our products,

# “THINKING OUTSIDE OF THE BED”

POSSIBLE MODELS AND ITS ACCESSORIES									
Mission			Panel			Arch Spindle			
BASE BED									
									
1x	twin mission style low head board		1x	twin panel low headboard		1x	arch spindle		
1x	post for headboard		1x	post for headboard		1x	post for headboard		
1x	rails for bed with center support		1x	rails for bed with center support		1x	rails for bed with center support		
1x	wood slats for mattress foundation		1x	wood slats for mattress foundation		1x	wood slats for mattress foundation		
BASE DAYBED									
									
1x	twin mission style low head board		1x	twin panel low headboard		1x	arch spindle		
1x	post for headboard		1x	post for headboard		1x	post for headboard		
1x	rails for bed with center support		1x	rails for bed with center support		1x	rails for bed with center support		
1x	full length guard rails		1x	full length guard rails		1x	full length guard rails		
1x	wood slats for mattress foundation		1x	wood slats for mattress foundation		1x	wood slats for mattress foundation		
BASE DAYBED WITH FRONT GUARD RAIL									
									
1x	twin mission style low head board		1x	twin panel low headboard		1x	arch spindle		
1x	post for headboard		1x	post for headboard		1x	post for headboard		
1x	rails for bed with center support		1x	rails for bed with center support		1x	rails for bed with center support		
1x	full length guard rails		1x	full length guard rails		1x	full length guard rails		
1x	short length guard rails		1x	short length guard rails		1x	short length guard rails		
1x	wood slats for mattress foundation		1x	wood slats for mattress foundation		1x	wood slats for mattress foundation		
LOW LOFT BED									
									
1x	twin mission style low head board		1x	twin panel low headboard		1x	arch spindle		
1x	post for headboard		1x	post for headboard		1x	post for headboard		
1x	rails for bed with center support		1x	rails for bed with center support		1x	rails for bed with center support		
1x	full length guard rails		1x	full length guard rails		1x	full length guard rails		
1x	mid height loft bed kit		1x	mid height loft bed kit		1x	mid height loft bed kit		
1x	angle ladder for mid height loft Bed		1x	angle ladder for mid height loft bed		1x	angle ladder for mid height loft bed		
1x	3/4 long guard rails		1x	3/4 long guard rails		1x	3/4 long guard rails		
1x	wood slats for mattress foundation		1x	wood slats for mattress foundation		1x	wood slats for mattress foundation		
LOW BUNK BED									
									
1x	twin mission style low head board		1x	twin panel low headboard		1x	arch spindle		
1x	post for headboard		1x	post for headboard		1x	post for headboard		
1x	rails for bed with center support		1x	rails for bed with center support		1x	rails for bed with center support		
1x	full length guard rails		1x	full length guard rails		1x	full length guard rails		
1x	3/4 long guard rails		1x	3/4 long guard rails		1x	3/4 long guard rails		
1x	angle ladder for bunk bed 60"		1x	angle ladder for bunk bed 60"		1x	angle ladder for bunk bed 60"		
1x	wood slats for mattress foundation		1x	wood slats for mattress foundation		1x	wood slats for mattress foundation		
									
1x	twin mission style low head board		1x	twin panel low headboard		1x	arch spindle		
1x	post for headboard		1x	post for headboard		1x	post for headboard		
1x	rails for bed with center support		1x	rails for bed with center support		1x	rails for bed with center support		
1x	full length guard rails		1x	full length guard rails		1x	full length guard rails		
1x	3/4 long guard rails		1x	3/4 long guard rails		1x	3/4 long guard rails		
1x	attached ladder for bunk bed 60"		1x	attached ladder for bunk bed 60"		1x	attached ladder for bunk bed 60"		
1x	wood slats for mattress foundation		1x	wood slats for mattress foundation		1x	wood slats for mattress foundation		

## BUNK BED



1x	twin mission style low headboard
1x	post for headboard
1x	rails for bed with center support
1x	tall headboard mission style
1x	posts for headboard
1x	full length guard rails
1x	3/4 long guard rails
1x	angle ladder for bunk bed
1x	wood slats for mattress foundation

1x	twin panel low headboard
1x	post for headboard
1x	rails for bed with center support
1x	tall headboard panel headboard
1x	posts for headboard
1x	full length guard rails
1x	3/4 long guard rails
1x	angle ladder for bunk bed
1x	wood slats for mattress foundation



1x	twin mission style low headboard
1x	post for headboard
1x	rails for bed with center support
1x	tall headboard mission style
1x	posts for headboard
1x	full length guard rails
1x	3/4 long guard rails
1x	attached ladder for bunk bed
1x	wood slats for mattress foundation

1x	twin panel low headboard
1x	post for headboard
1x	rails for bed with center support
1x	tall headboard panel headboard
1x	posts for headboard
1x	full length guard rails
1x	3/4 long guard rails
1x	attached ladder for bunk bed
1x	wood slats for mattress foundation

## HIGH LOFT BED



1x	twin mission style low headboard
1x	post for headboard
1x	rails for bed with center support
1x	full length guard rails
1x	3/4 long guard rails
1x	ladder for high loft bed
1x	high loft bed kit
1x	wood slats for mattress foundation

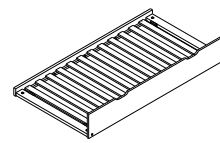
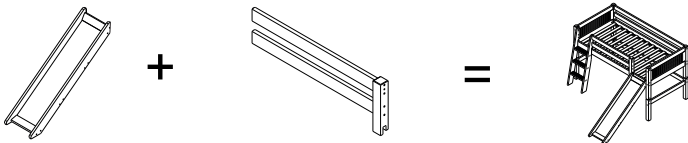
1x	twin panel low headboard
1x	post for headboard
1x	rails for bed with center support
1x	full length guard rails
1x	3/4 long guard rails
1x	ladder for high loft bed
1x	high loft bed kit
1x	wood slats for mattress foundation

1x	arch spindle
1x	post for headboard
1x	rails for bed with center support
1x	full length guard rails
1x	3/4 long guard rails
1x	ladder for high loft bed
1x	high loft bed kit
1x	wood slats for mattress foundation

## ACCESSORIES

### LOW LOFT BED WITH SLIDE

### UNDER BED TRUNDLE



1x	slide for mid height loft bed
----	-------------------------------

1x	short length guard rails
----	--------------------------

1x	trundle
----	---------

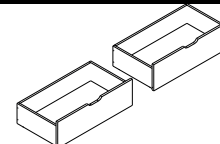
### LOW LOFT BED WITH RETRACTABLE DESK



1x	bookcase desk for mid or high loft bed
----	--

### HIGH LOFT BED WITH DESK

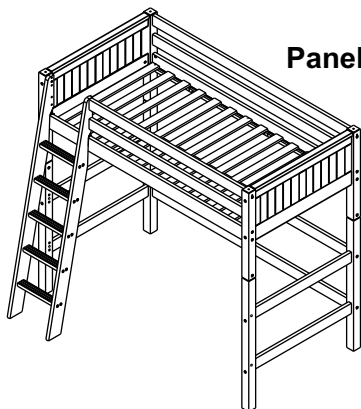
### UNDER BED DRAWERS



1x	long desk for high loft bed
----	-----------------------------

1x	two drawers
----	-------------

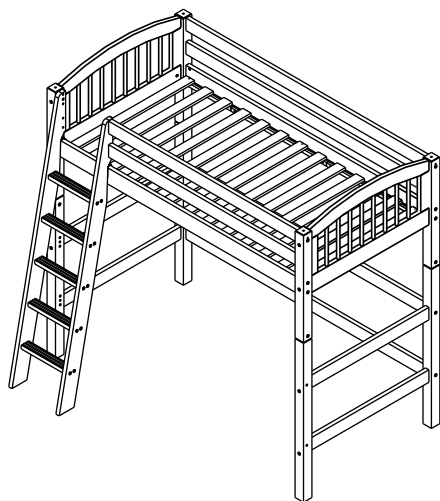
# HIGH LOFT BED KIT - TWIN



## Panel head board high loft bed kit

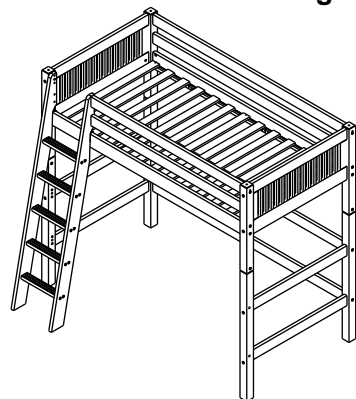
- 1x posts for head board + Hardware
- 1x Rails for Bed with Center Support + Hardware
- 1x twin panel low head board + Assembly Instructions
- 2x full length guard rails + Hardware
- 1x 3/4 long guard rail + Hardware
- 1x wood slats for mettress foundation
- 1x high loft bed kit - twin + Hardware + Assembly Instructions
- 1x ladder for hogh loft bed + Hardware

## Arch Spindle head board high loft bed kit



- 1x posts for head board + Hardware
- 1x Rails for Bed with Center Support + Hardware
- 1x twin Arch Spindle low head board + Assembly Instructions
- 2x full length guard rails + Hardware
- 1x 3/4 long guard rail + Hardware
- 1x wood slats for mettress foundation
- 1x high loft bed kit - twin + Hardware + Assembly Instructions
- 1x ladder for hogh loft bed + Hardware

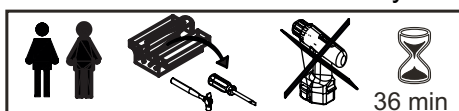
## Mission head board high loft bed kit



- 1x posts for head board + Hardware
- 1x Rails for Bed with Center Support + Hardware
- 1x mission spindle low head board + Assembly Instructions
- 2x full length guard rails + Hardware
- 1x 3/4 long guard rail + Hardware
- 1x wood slats for mettress foundation
- 1x high loft bed kit - twin + Hardware + Assembly Instructions
- 1x ladder for hogh loft bed + Hardware

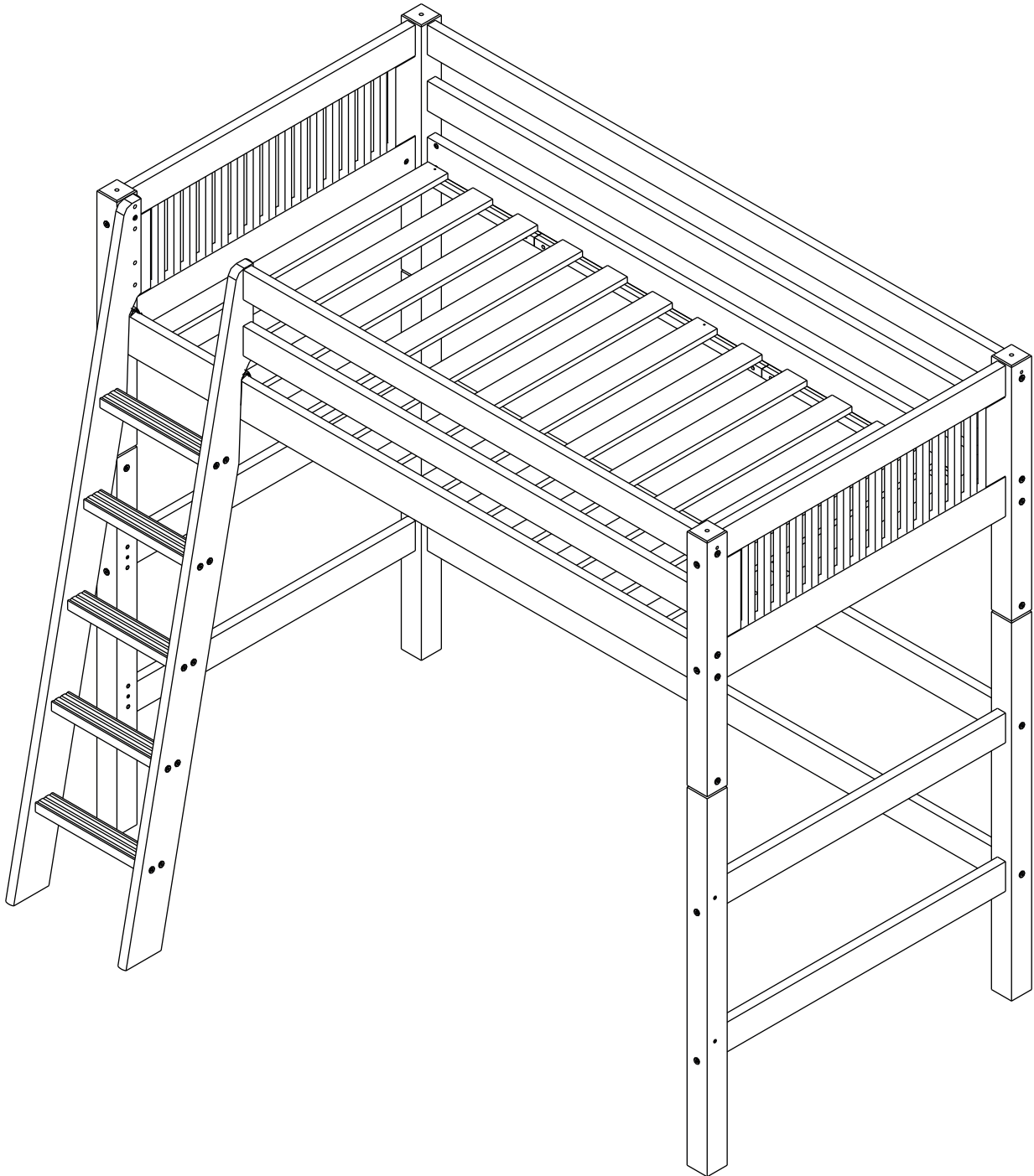
## Mission style head board for lateral high loft bed kit

- 1x posts for head board + Hardware
- 1x Rails for Bed with Center Support + Hardware
- 3x full length guard rails + Hardware
- 1x wood slats for mettress foundation
- 1x high loft bed kit - twin + Hardware + Assembly Instructions
- 1x ladder for hogh loft bed + Hardware
- 1x twin mission style head boards for lateral + Hardware + Assembly Instructions



36 min

# HIGH LOFT BED KIT - TWIN



## ATTENTION

- 1 - Read and observe carefully all the assembly instructions before beginning assembly.
- 2 - The assembly of the product must be done on a clean and flat surface. We suggest to use the packaging to cover the floor to avoid damages.
- 3 - The screw must be tightened periodically.
- 4 - Avoid contact with sharp objects.
- 5 - Avoid banging pieces together.

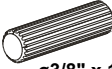






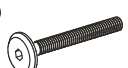
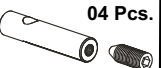



# " Parts and Hardware list,"HIGH LOFT EXTENDER KIT"



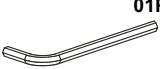



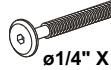

Please confirm all parts available!"

The hardware is located in several part cartons as indicated below:





## Hardware - Carton

<b>A</b>  16Pc ø3/8" x 1 9/16"	<b>B</b>  02Pc ø1/4" X 4 1/4"	<b>C</b>  02Pc ø1/4"X5/8"	<b>D</b>  08Pc ø5/16"	<b>E</b>  08Pc ø3/8"
<b>F</b>  01Pc	<b>G</b>  08Pc ø1/4" X 3 7/8"	<b>P</b>  4Pc ø1/4" X 1 9/16"	<b>AH</b>  04 Pcs.	<b>AI</b>  04 Pcs.

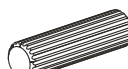



## Hardware - Carton SKU# E4911/2/3

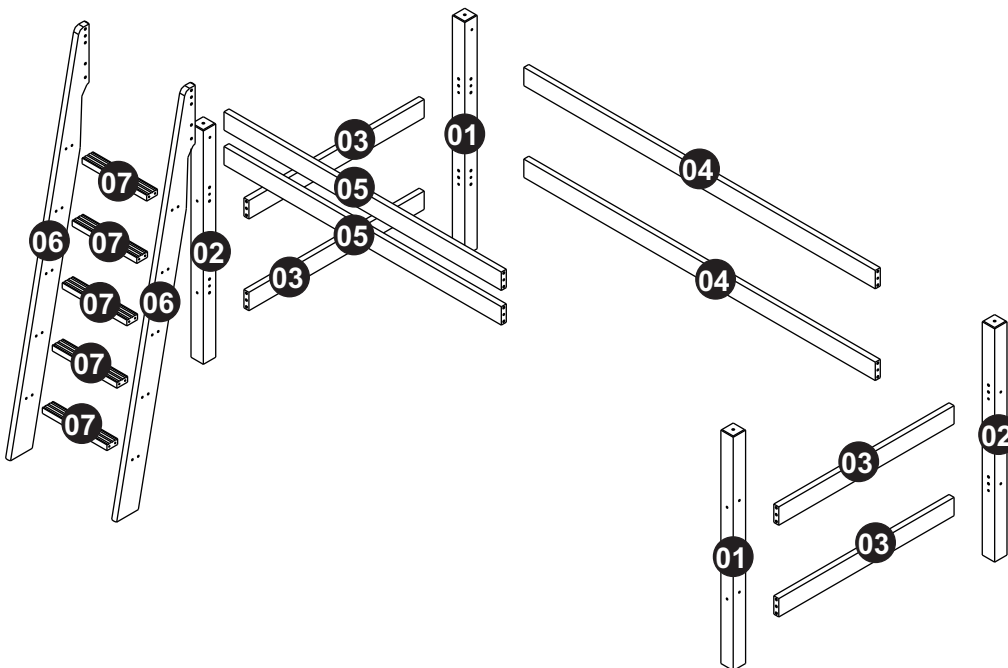
<b>A</b>  01Pc ø3/8" x 1 9/16"	<b>E</b>  08Pc ø3/8"	<b>F</b>  01Pc	<b>K</b>  2Pc ø1/4" X 3 1/8"	<b>L</b>  1Pc ø1/4"
<b>M</b>  6Pc ø1/8"X3/4"	<b>N</b>  20Pc ø1/4" X 2 5/16"	<b>O</b>  2Pc		

## Hardware - Carton










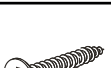
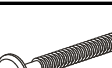

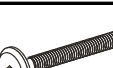


<b>A</b>  08Pc ø3/8" x 1 9/16"	<b>B</b>  02Pc ø1/4" X 4 1/4"	<b>C</b>  02Pc ø1/4"X5/8"	<b>F</b>  01Pc
--	---	---	--

## Hardware - Carton

<b>A</b>  08Pc ø3/8" x 1 9/16"	<b>B</b>  01Pc ø1/4" X 4 1/4"	<b>C</b>  02Pc ø1/4"X5/8"	<b>F</b>  01Pc
---	--	--	---

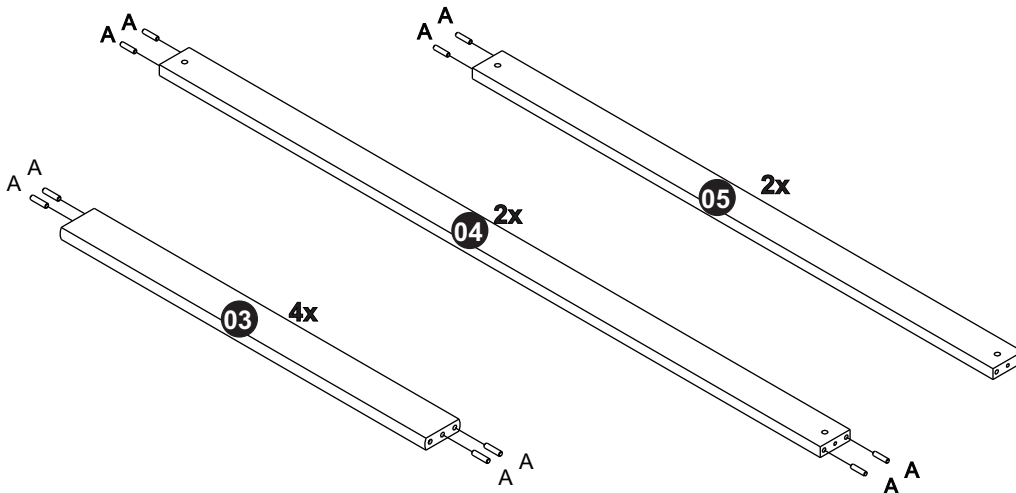


## Total parts + hardware needed for assembly of HIGH LOFT

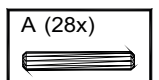
<b>A</b>  25Pc ø3/8" x 1 9/16"	<b>B</b>  5Pc ø1/4" X 4 1/4"	<b>C</b>  6Pc ø1/4"X5/8"	<b>D</b>  8Pc ø5/16"	<b>E</b>  16Pc ø3/8"
<b>F</b>  2Pc	<b>G</b>  8Pc ø1/4" X 3 7/8"	<b>K</b>  2Pc ø1/4" X 3 1/8"	<b>L</b>  1Pc ø1/4"	<b>M</b>  6Pc ø1/8"X3/4"
<b>N</b>  20Pc ø1/4" X 2 5/16"	<b>O</b>  2Pc	<b>P</b>  4Pc ø1/4" X 1 9/16"	<b>AH</b>  04 Pcs.	<b>AI</b>  04 Pcs.

# ASSEMBLY INSTRUCTIONS

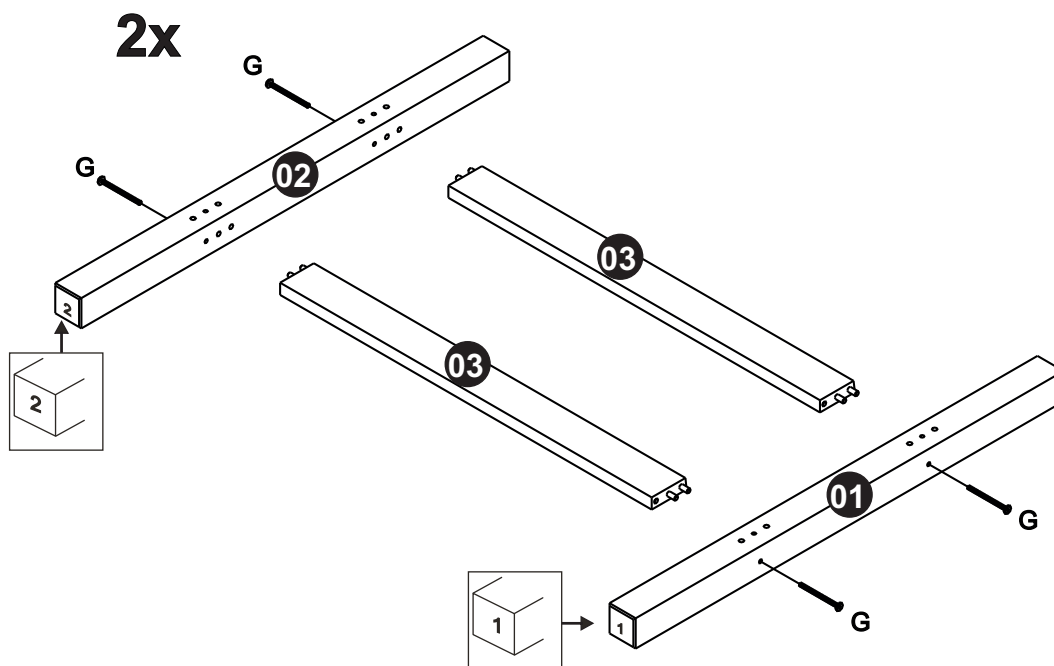
Step 01 - Place wood dowels into all security and brace rails, as indicated below:



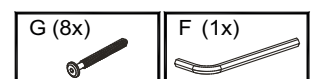
Parts needed for this step:



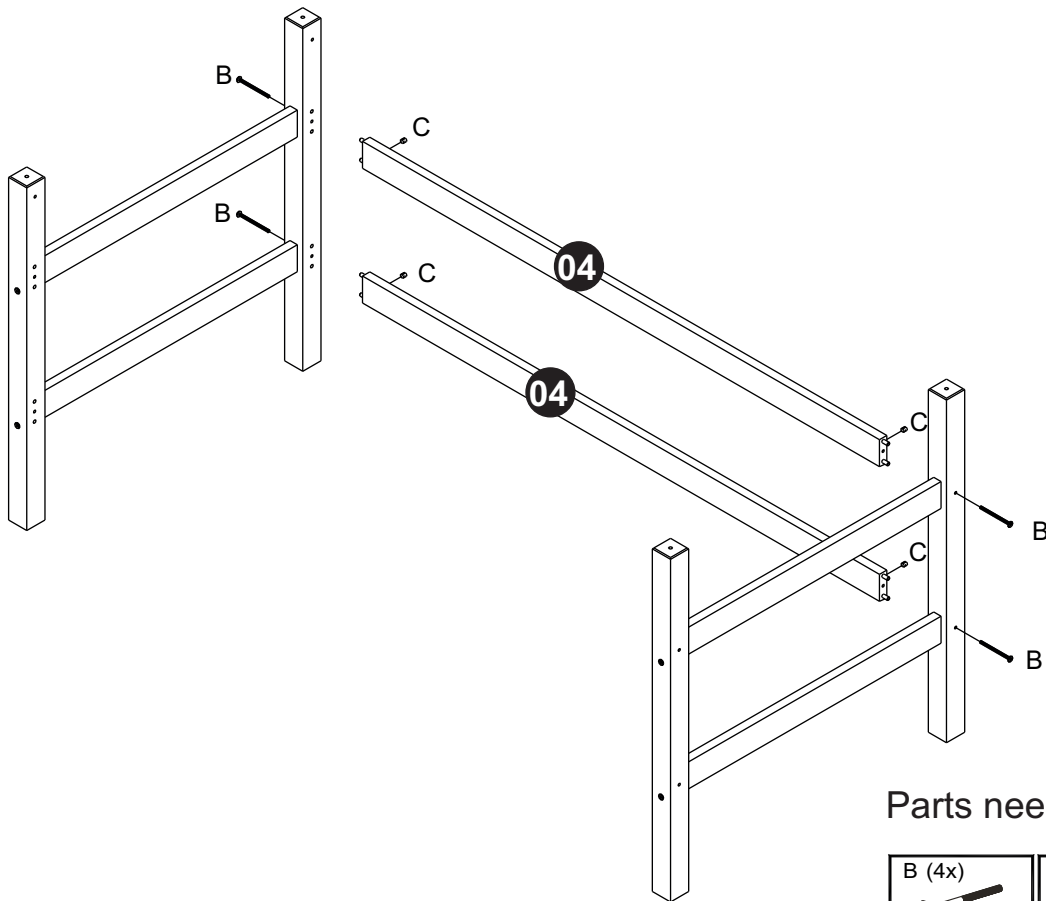
Step 02 - Attach short brace rails to extender posts (left and right sides):



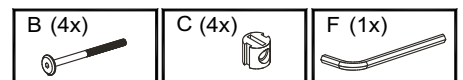
Parts needed for this step:



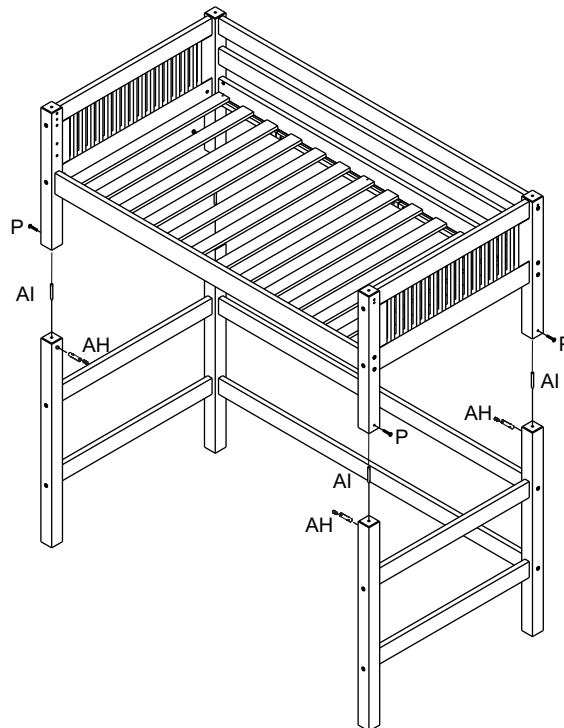
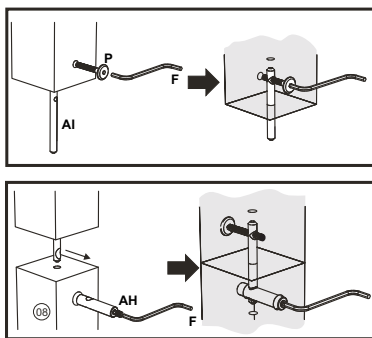
### Step 03 - Attach long brace rails to extender posts



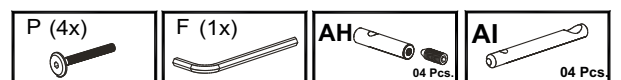
Parts needed for this step:



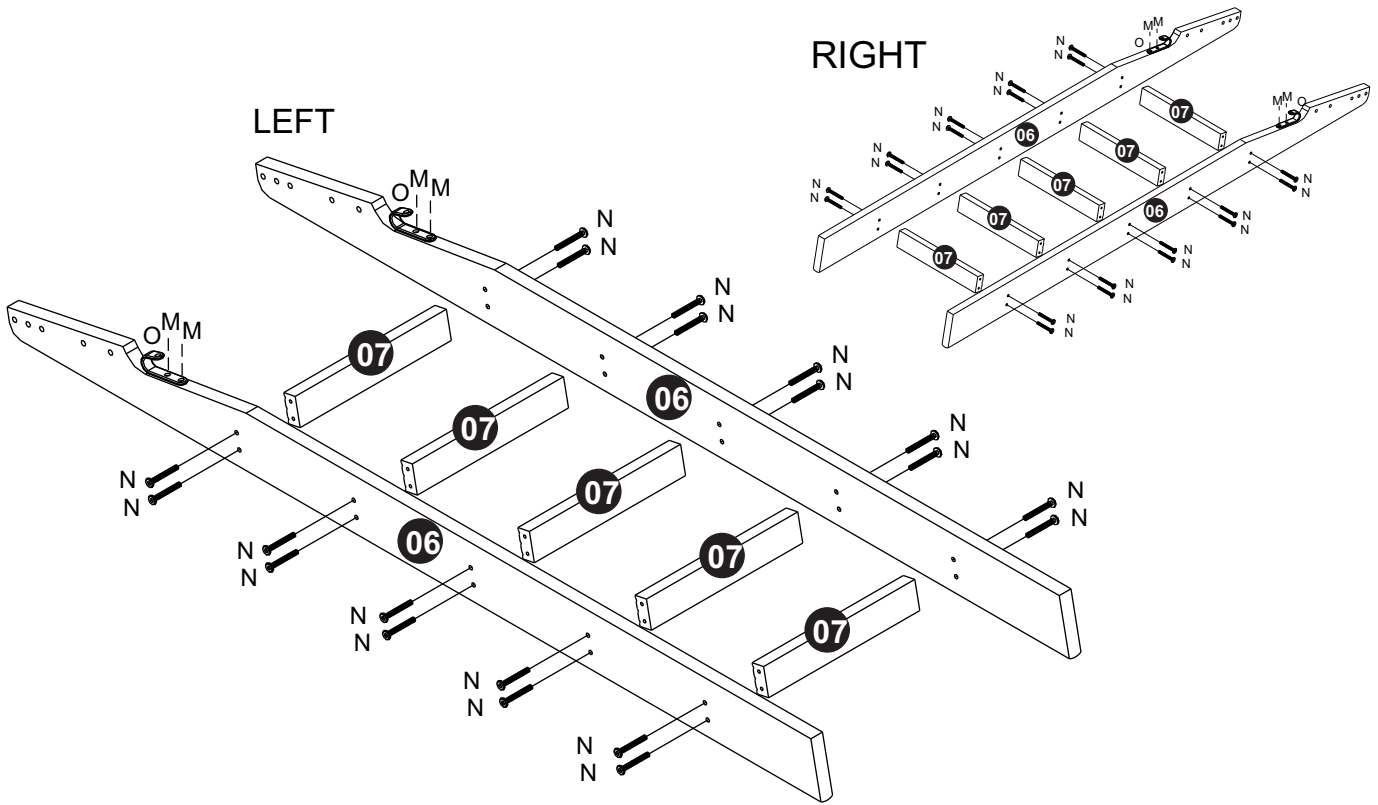
### Step 04 - Attach high loft extenders to platform bed (Bed should already be assembled as per prior instructions)



Parts needed for this step:



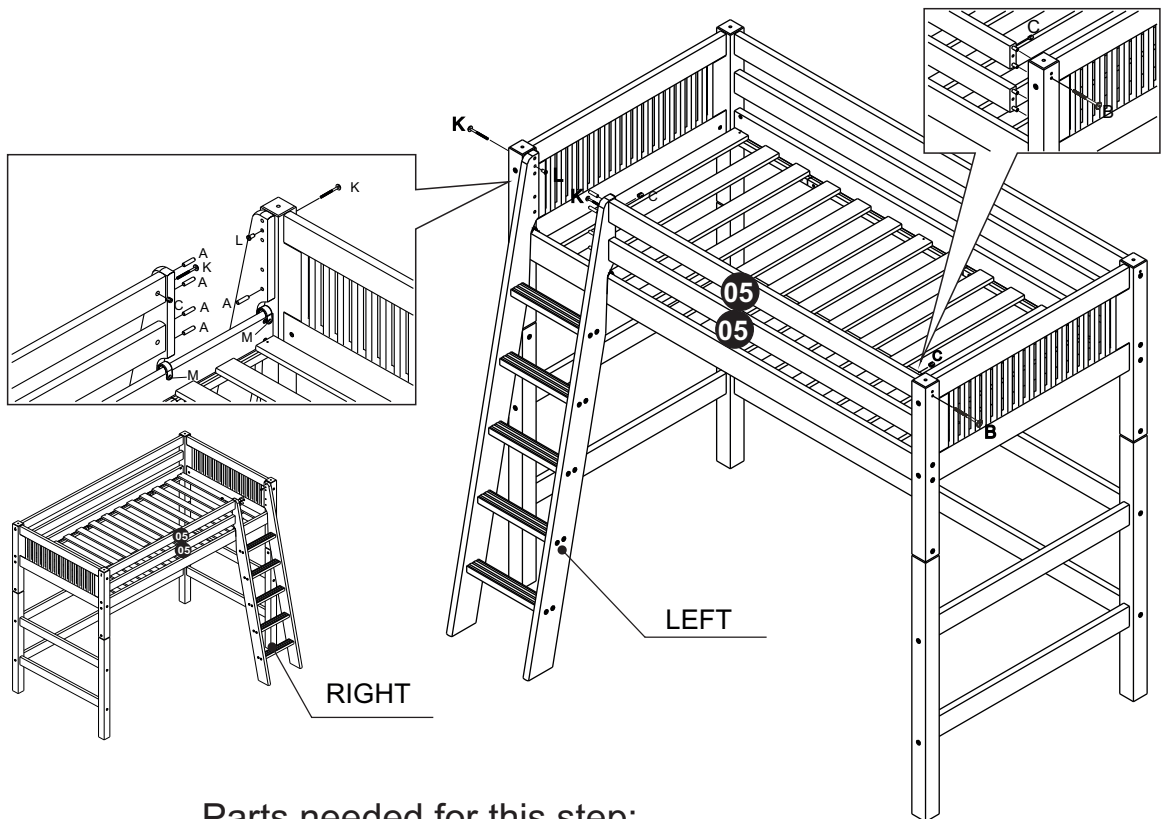
# Step 05 - Assembly of Ladder



Parts needed for this step:

N (20x)	O (2x)	M (4x)	F (1x)

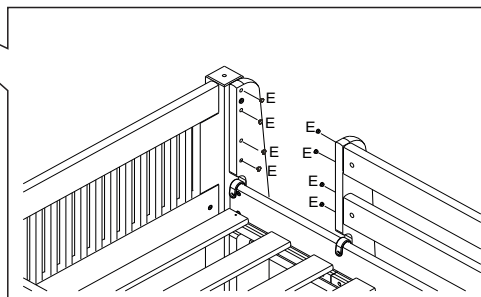
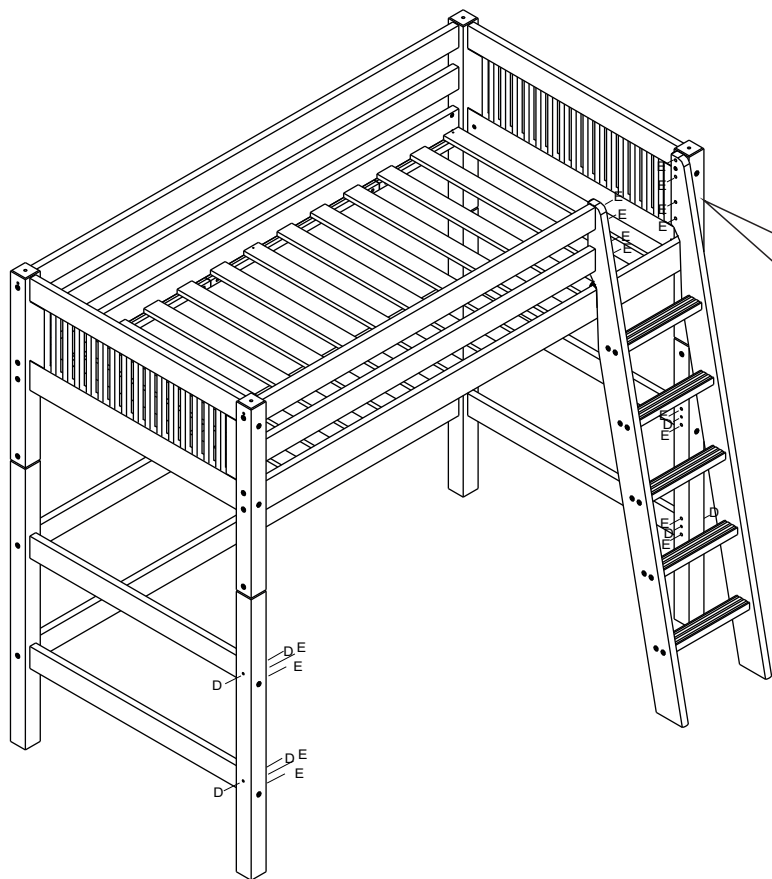
# Step 06 - Attach ladder and 3/4 front guard rail to high loft bed



Parts needed for this step:

A (5x)	B (1x)	C (2x)	F (2x)	M (2x)	L (1x)	K (2x)

# Step 07 - Place plastic plugs into open screw holes



Parts needed for this step:

D (8x)	E (16x)
	