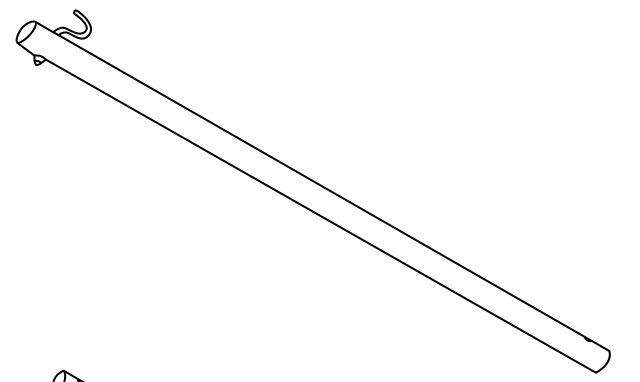
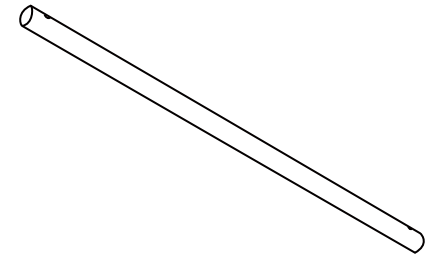


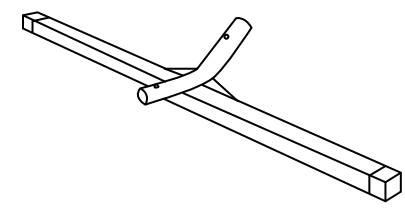
PARTS LIST



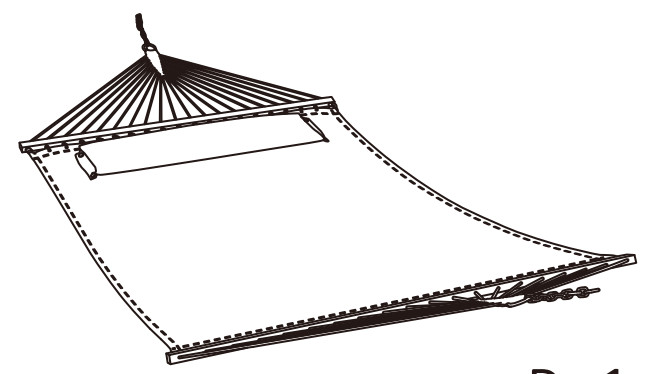
Ax2



Bx1

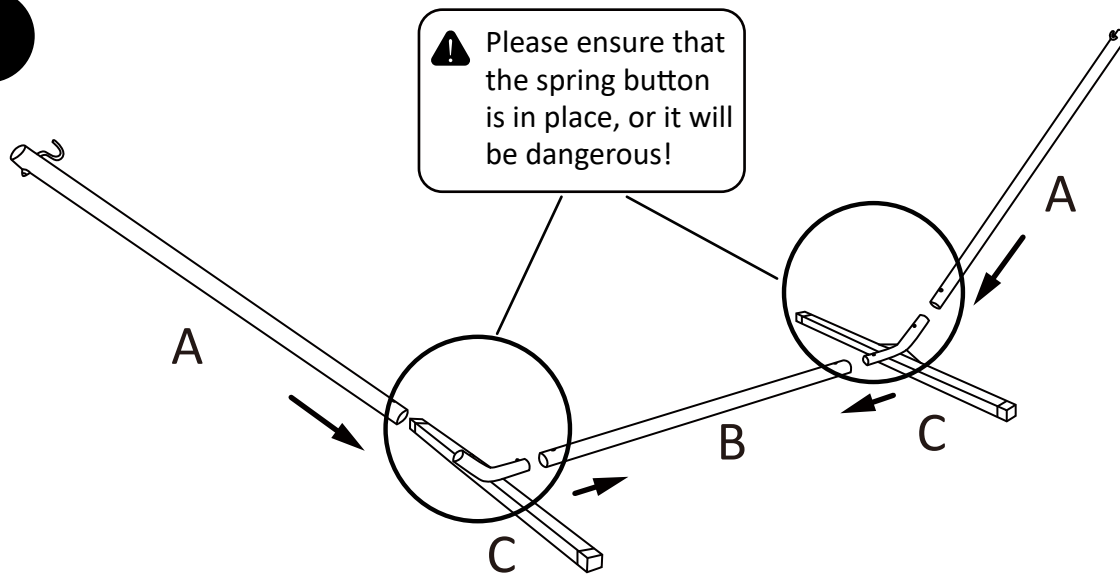
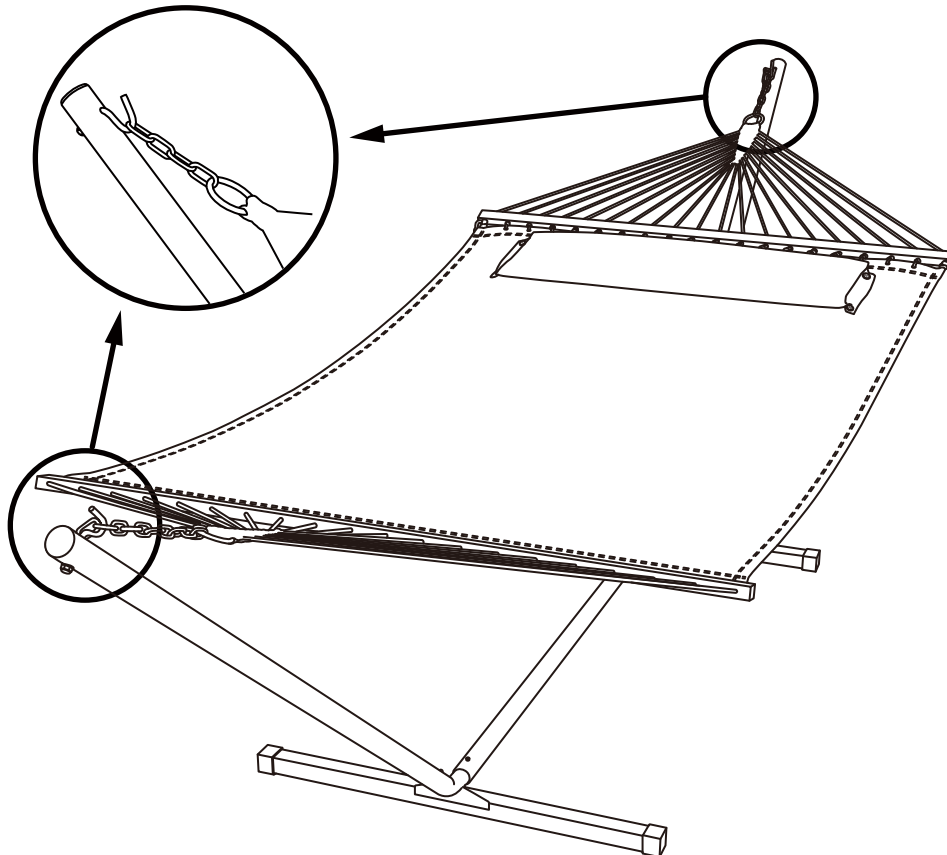


Cx2



Dx1

NOTE: The instruction booklet contains **IMPORTANT** safety information. Please read and keep for future reference.

1**2**

USAGE

- The maximum load capacity is 475 lbs.
- Please ensure that the hammock stand is used on a flat, level surface.
- When using the hammock for the first time, please sit on the middle of the hammock first and hold both ends of the fabric to make sure the fibers are evenly spread. This will prevent it from stretching on one side only, which could deform the product.

CARE

- DO NOT machine wash the hammock. To clean, stretch the hammock out on a dry, non-abrasive surface, and wash it with a garden hose. Scrub it with mild soap and rinse thoroughly with water. Leave it to dry under the sun, then store it back promptly in a proper place.
- Store the hammock in a cool & dry place when not in use during winter months.
- Your hammock is made of high quality material, but for extending the usage life, please keep out of the rain and direct sunlight when the hammock is not in use.
- Remove any dirt and moisture before storing the stand.

IMPORTANT SAFETY INSTRUCTIONS

Failure to follow the safety instructions below could result in serious injuries or property damage. Save these instructions for future reference.

WARNING

- Never place infants or pets on the hammock.
- Never allow young children to use hammock without adult's supervision.
- Never attempt to adjust hammock height or drape it while in use.
- Always inspect your hanging kit, parts, and hammock before each use to ensure safety.
- Always place your weight on the center of the hammock, not on either edge.