

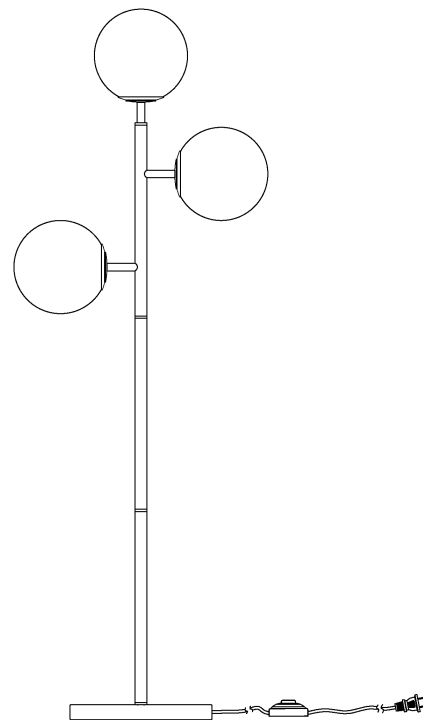
# MOE'S

h o m e   c o l l e c t i o n

## **ASSEMBLY INSTRUCTIONS.**

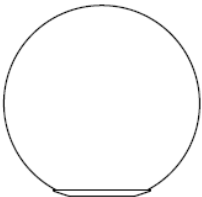

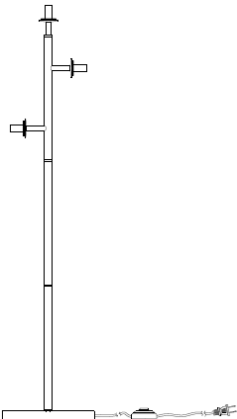
IDA FLOOR LAMP

**ZA-1015-30**



THANK YOU FOR YOUR PURCHASE!

## PARTS AND HARDWARE.

Glass Shade 3PCS	
A	
	
Bulb 1PC	Lamp Body 1PC
B	
	

### NOTES.

Thank you for purchasing this quality product!  
Be sure to check all packing material carefully for small part that may have come loose inside the carton during shipping.

Have 2 adults on hand for assembly.

Assemble on a padded, non-marring surface

Ensure the bulb is secure in the socket before operating the pendant.

**CAUTION:** To prevent the risk of fire, do not use light bulbs with wattage greater than 15W.

## STEP 1.

