



WARNING

PLEASE READ THE INSTRUCTIONS CAREFULLY BEFORE USING

- Do not disassemble or refit the products.
- Ensure the mirror is fully charged before using.
- Do not place the product in wet environments in case of damage to the battery.
- Keep the mirror dry during daily use.
- Turn off the power before cleaning. Use the mirror after it is completely dry.
- Turn off the power if not used or stored for a long period of time. Keep it away from children's reach.
- Avoid prolonged direct sunlight.
- Make sure that the voltage rating of your charging device is compatible with the mirror before charging.
- Do not place the product near or into heat sources to avoid explosion or fire.
- Stop using immediately if abnormal conditions occur




IMPRESSIONS
VARIETY COMPANY

for **HELLO KITTY**

WIRELESS CHARGING COMPACT MIRROR

**Qi Wireless Charger Not Included*





©1976, 2019 SANRIO CO., LTD.

OPERATION MANUAL

2X MAGNIFYING MIRROR

TOUCH SENSITIVE ON/OFF SWITCH


Just TAP to turn on or
off and HOLD DOWN to
adjust brightness



MIRROR'S CHARGING LED INDICATOR LIGHT

RED LIGHT, battery is
charging. Indicator light
will automatically turn off
when the battery is fully
charged.

HOW TO CHARGE:



QI WIRELESS CHARGING ONLY

The Hello Kitty Compact Mirror can only be charged wirelessly
using a Qi-compatible charging base or device.

Compatible with Impressions Vanity's line of Qi Wireless
Charging Mirrors.

**Qi Wireless Charger Not Included*