






ASSEMBLY INSTRUCTION


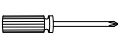
Description : QUEEN BED
METALLIC WHITE/MARBLE

Thank you for purchasing this quality product. Be sure to check all packing material carefully for small parts that may have come loose inside the carton during shipment.

PART LIST :

No.	Description	Diagram	Quantity
A	HEADBOARD		1
B	FOOTBOARD		1
C	SIDE RAIL		2
D	WOODEN SLAT		3
E	WOODEN SUPPORT		3

HARDWARE LIST :

No.	Description	Diagram	Size	Quantity
F	CB SCREW		M4 x 32mm	6
G	SCREW DRIVER (*)			1

(*) The manufacturer does not provide item G.

