


Sun Shade Sail Installation guide

1, SPECIFICATION

(1) All size & color of product:

| | Square | | Rectangle | | Triangle | | Right Angle Triangle | |
|------------------------|--------------------------------|-----------------------------------|--------------------------------|-----------------------------------|--------------------------------|-----------------------------------|--------------------------------|-----------------------------------|
| Sun Shade Sail | 10'x10' | | 8'x10' | 12'x18' | 8'x8'x8' | 22'x22'x22' | 10'x10'x14.1' | |
| | 12'x12' | | 8'x12' | 12'x20' | 10'x10'x10' | 24'x24'x24' | 12'x12'x17' | |
| | 14'x14' | | 8'x14' | 14'x16' | 12'x12'x12' | 28'x28'x28' | 14'x14'x19.8' | |
| | 16'x16' | | 10'x13' | 14'x18' | 14'x14'x14' | 32'x32'x32' | 16'x16'x22.6' | |
| | | | 10'x16' | 14'x20' | 16'x16'x16' | | 18'x18'x25.5' | |
| | | 10'x20' | 16'x20' | 18'x18'x18' | | 20'x20'x28.3' | | |
| | | 12'x16' | | 20'x20'x20' | | 24'x24'x33.9' | | |
| Available Color | Beige Blue Grey Brown | White Turquoise Sand Red | Beige Blue Grey Brown | White Turquoise Sand Red | Beige Blue Grey Brown | White Turquoise Sand Red | Beige Blue Grey Brown | White Turquoise Sand Red |
| Waterproof | 9.5'x9.5' | 14'x14' | 7'x12' | | 12'x12'x12' | 16'x16'x16' | | |
| Available Color | Beige Blue Grey Brown | White Turquoise Sand Red | Beige Blue Grey Brown | White Turquoise Sand Red | Beige Blue Grey Brown | White Turquoise Sand Red | Beige Blue Grey Brown | White Turquoise Sand Red |
| Super ring | 12'x12' | 20'x20' | 8'x12' | 18'x20' | 12'x12'x12' | 28'x28'x28' | | |
| | 16'x16' | 24'x24' | 12'x16' | 20'x24' | 20'x20'x20' | 32'x32'x32' | | |
| | | | | | 24'x24'x24' | | | |
| Available Color | Beige Grey Black | Brown Green | Beige Grey Black | Brown Green | Beige Grey Black | Brown Green | Beige Grey Black | Brown Green |

(2) Feature:



D-Ring



95% Blockage Rate



Easy Installation



Economical



Thicker Fabric



Customizable

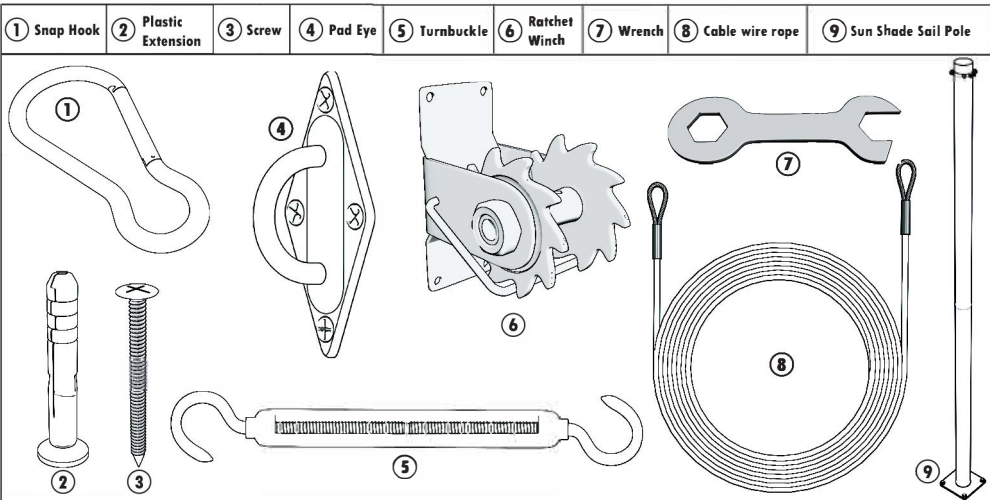


Permeable



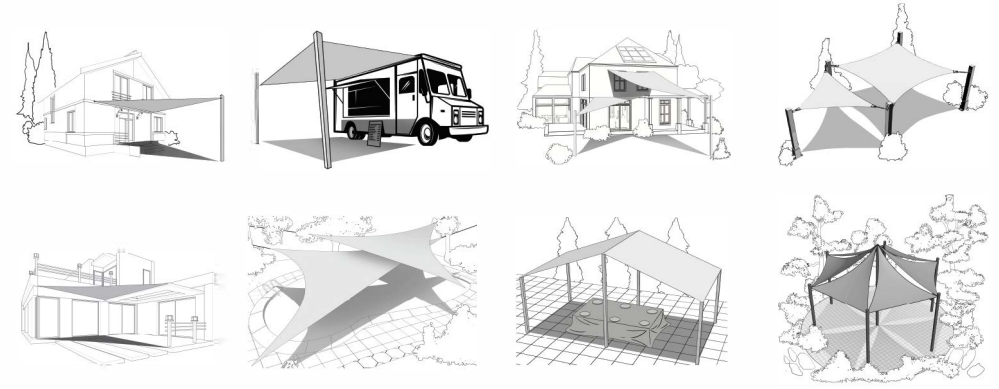
3 year warranty

(3) Recommended accessories:



2, INSTALLATION

(1) Layouts Ideas



Care Instructions

Sun Shade Sail can be cleaned at any time using a solution of mild detergent and water. Apply the solution with a sponge or a very soft brush. Let the solutions stand on the fabric for 10 minutes and then rinse thoroughly with water from your garden hose.

KEEP AWAY FROM FIRE!

DO NOT iron, DO NOT dry clean.

DO NOT put in the clothes driver or scrub it with a stiff brush, scouring pad, or and abrasive cleaner.

DO NOT bleach as exposure to certain chemicals can lead to the permanent breakdown of fabrics.

(2) Recommended Installation methods

