



▲ WARNING:
Small parts and sharp points may be present prior to assembly.

Care Instructions
To clean your product, use mild soap and water on a damp cloth. Do not use window cleaners or cleaning abrasives as they will scratch the surface and could damage the protective coating.

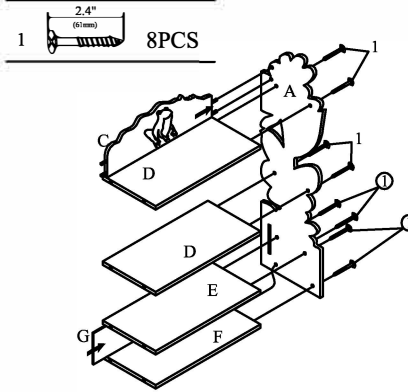
HARDWARES:



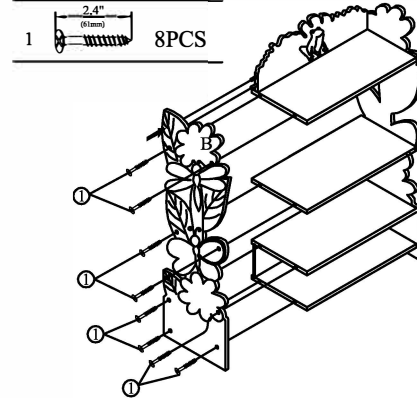
PRODUCT PARTS: ITEM NO: W-7500A

A 1PC	B 1PC	C 1PC	D 2PCS	
E 1PC	F 1PC	G 1PC	H 1PC	
I 2PCS	J 1PC	K 1PC	L 1PC	M 1PC

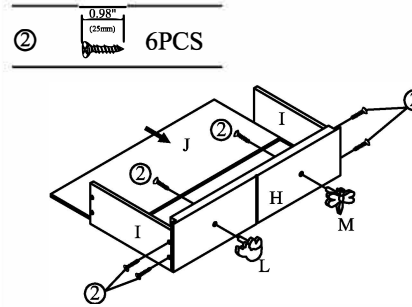
STEP 1



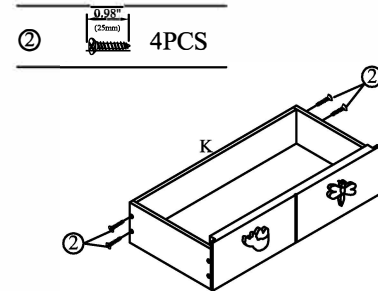
STEP 2




STEP 3




STEP 4



STEP 5



STEP 6



(Finished Product)

MADE IN CHINA