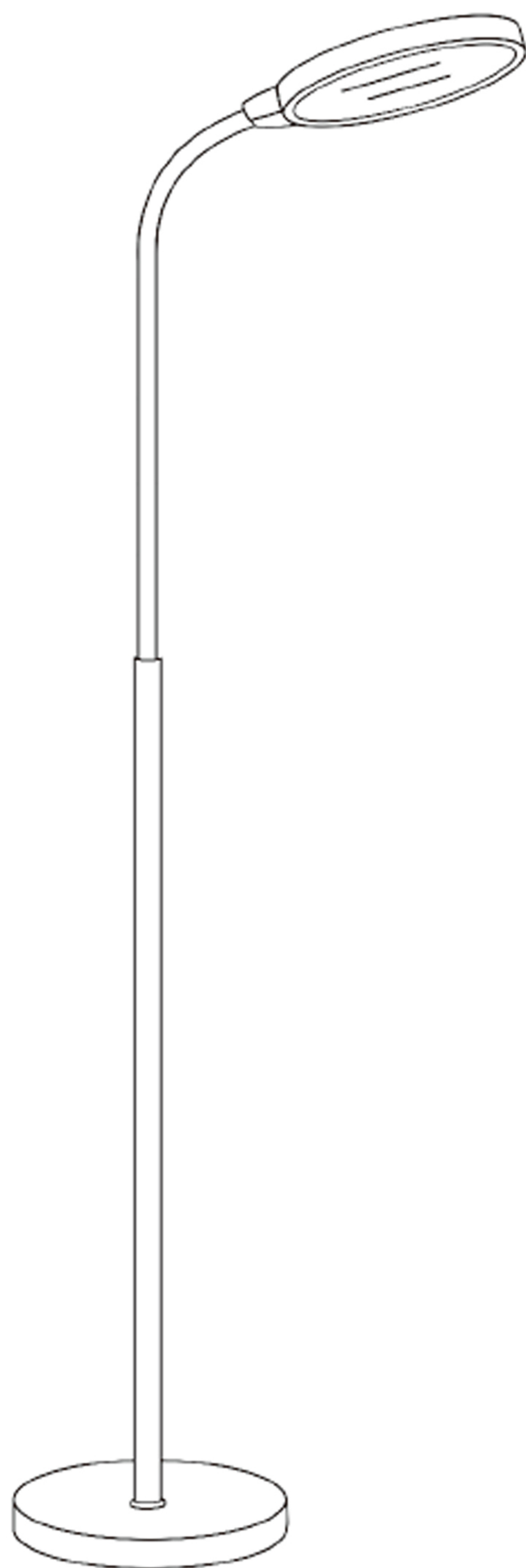


**EN**

LED Floor Lamp

# User Manual



## INTRODUCTION

Thanks for choosing this led floor lamp, which has a slender and flexible gooseneck that can be bent in any direction to light all the spaces of your home.

## SPECIFICATIONS

Input Voltage: AC100-240V

Lumens: 860LM

Adapter: DC 12V 1A

Color Temperature: 3000K-4500K-6000K

Lamp Bead: 72 LED S

Light Brightness Range: 5%~100% (6 Levels)

## WARNING

- Do not use with power supply voltage other than 120 V AC.
  - Do not cut or shorten the power cord.
  - Do not cover the lamp or place anything on top of it when it is in operation.
  - Do not operate the lamp near water. For indoor use only.
  - When cleaning the product, please avoid water inside the product.
- Do not operate this lamp in close proximity to flammable or combustible vapors, such as aerosol spray products, or where oxygen is being administered.

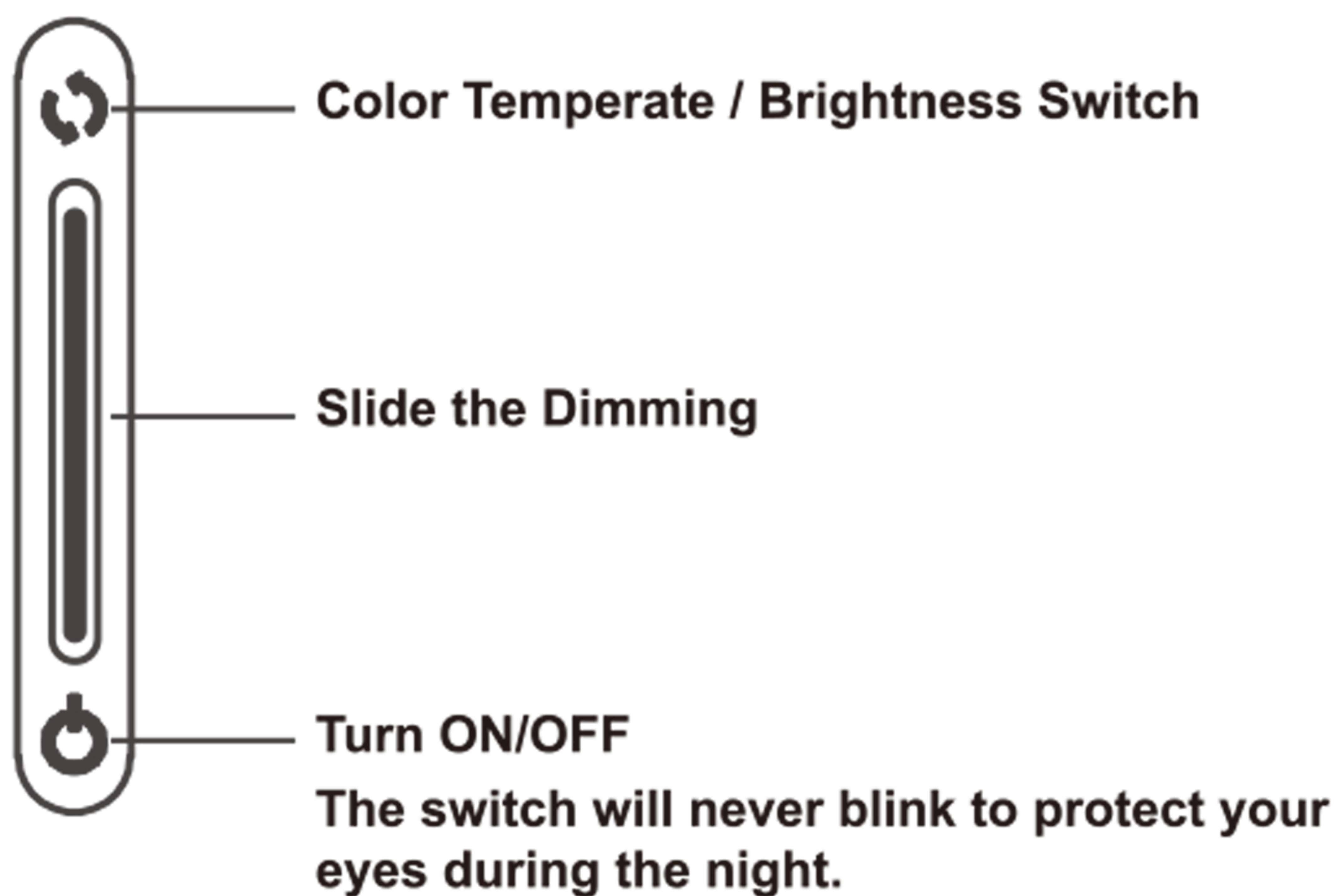
## WHAT YOU GET

1 x floor lamp      1 x power adapter      1 x user manual      1 x remote control

## 2 WAYS TO CONTROL

With memory feature, the light ON or OFF / Brightness / Color Temperature will remain set once its set.

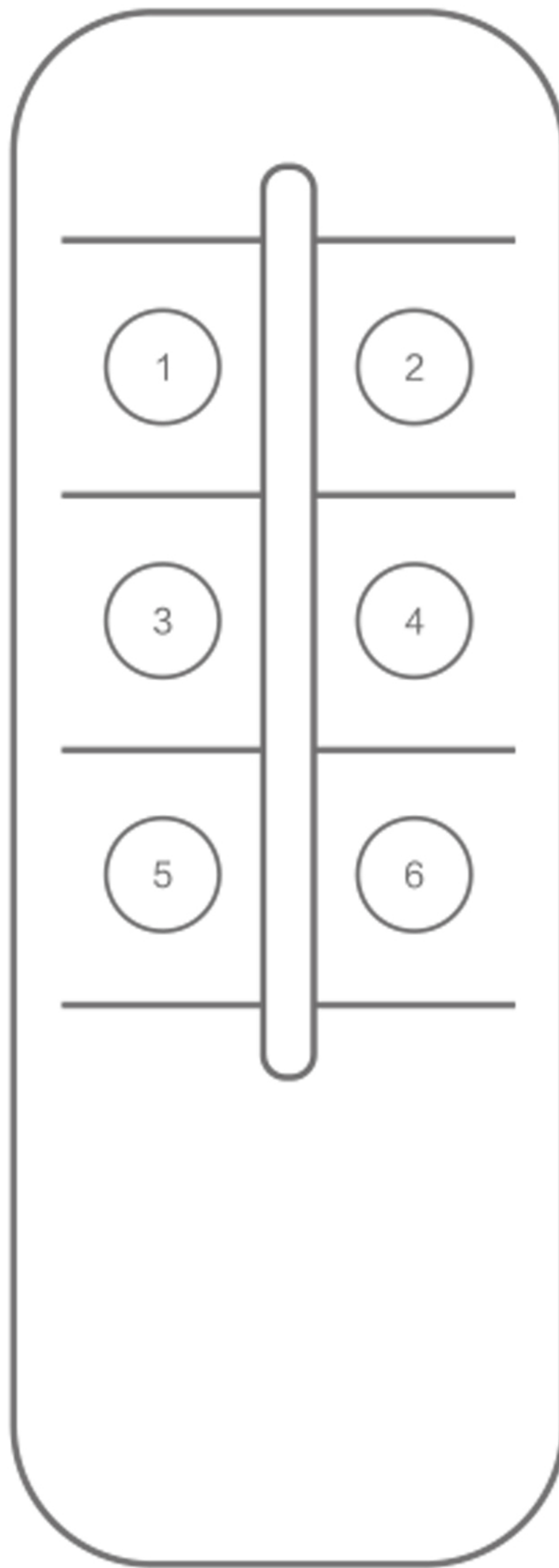
### 1. TOUCH CONTROLLER





## 2. REMOTE CONTROLLER

Please make sure the remote controller is directed at the infrared receiver head on the floor lamp.



- 1.(ON/OFF):switch
- 2.45min:45min timed
- 3. ☀️ :Dimming
- 4. ☀️ :Brightening
- 5.CCT:Change color
- 6. 🌙 :Night Light

### **Note:**

Press and hold the brightness or color temperature button could speed up the adjustment.

Sleep timer & 6 modes need to be set with remote controller.

INSTALLATION

