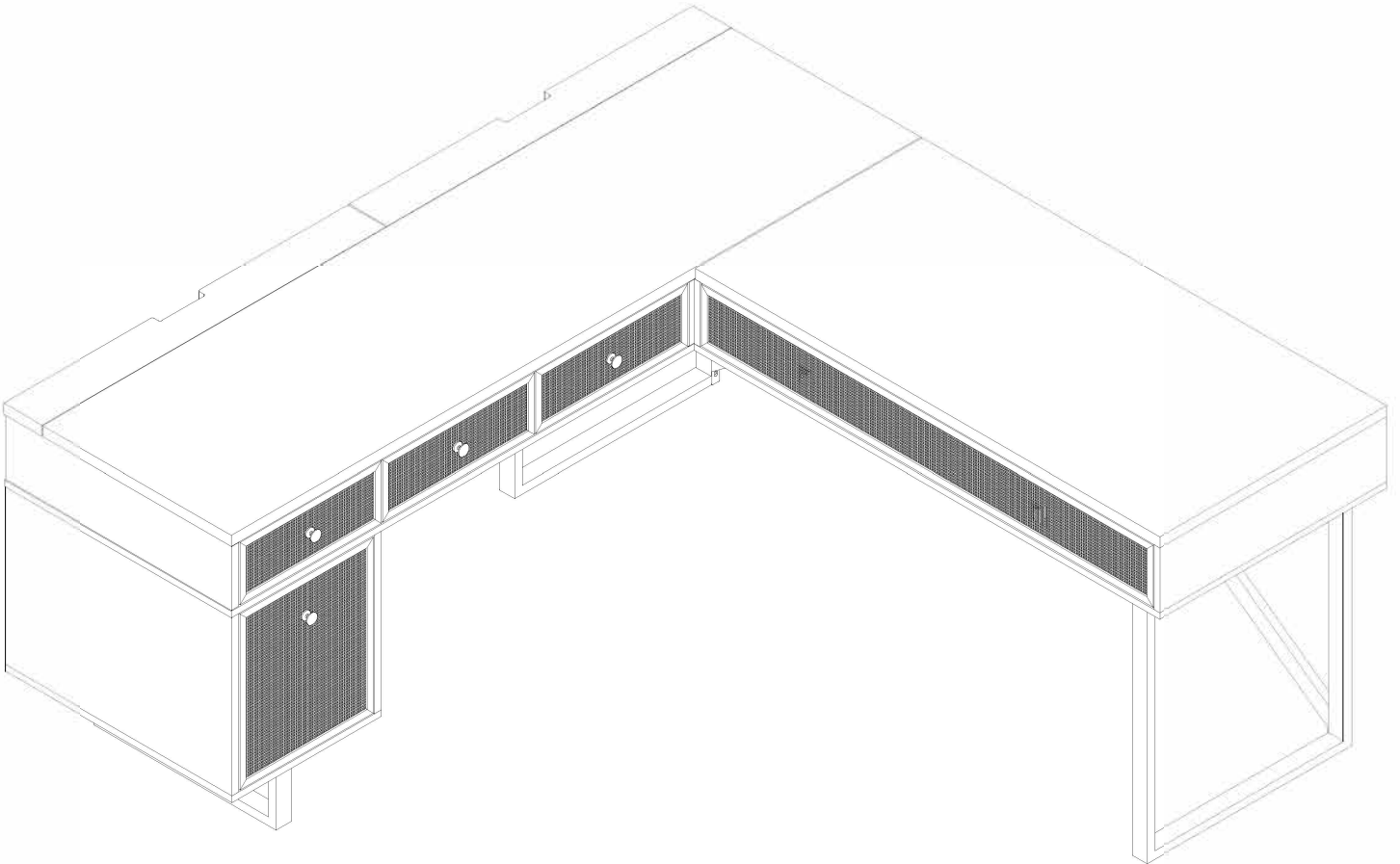


Owner Manual




NOTE:

This brochure contains IMPORTANT safety info. Please read and keep for future reference.

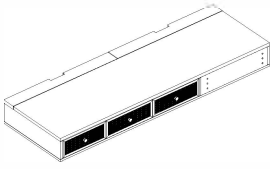
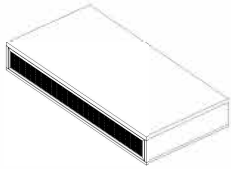
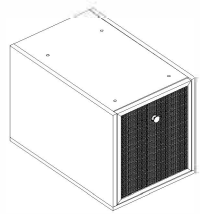
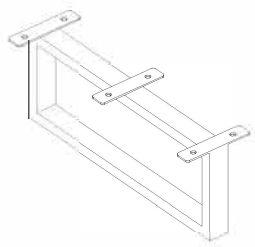
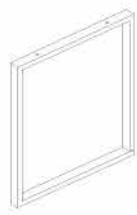
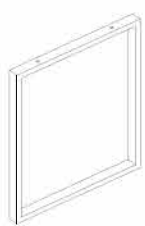


MAINTENANCE AND WARNING


- 1.Keep furniture away from heat sources.
- 2.Do not clean furniture with harsh cleaner or polishes.Do not use detergents,solvents,abrasives,spray packs or leather cleaner. Use non-color mild soa with warm water to clean spills(Mix 1:10 soap to water).
- 3.Do not place furniture under direct sunlight,material will possibly fade over time.
- 4.Do not use on site dry cleaning machine.Children should not climb or jump on the furniture.
- 5.Do not write on furniture that is not protectedby a padded barrier.
- 6.Not for commercial use,only for residential use.




Weight Limitation
250 LBS


PARTS LIST


A	x1	B	x1	C	x1	D	x1
							
TABLE TOP LEFT		TABLE TOP RIGHT		SIDEBOARD		LEGS FRAME	
E	x1	F	x1	G	x1	H	x1
							
METAL FRAME LEFT		METAL FRAME RIGHT		METAL BRACING LEFT		METAL BRACING RIGHT	




HARDWARE LIST

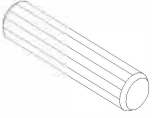
#1	x4
	
Bolts	
φ5/16*38mm	

#2	x8
	
Bolts	
φ5/16*32mm	

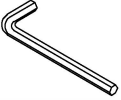
#3	x12
	
Bolts	
φ5/16*19mm	

#4	x24
	
Flat Washer	
φ5/16*φ16*1mm	


#5	x24
	
Spring washer	
φ5/16*1.5mm	


#6	x2
	
Wood Dowel	
φ10*20mm	


TOOL LIST


#7	x1
	
Allen Key	


HARDWARE SPARE LIST

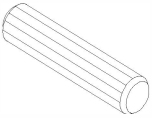
#1	x1
	
Bolts	
φ5/16*38mm	

#2	x1
	
Bolts	
φ5/16*32mm	

#3	x1
	
Bolts	
φ5/16*19mm	

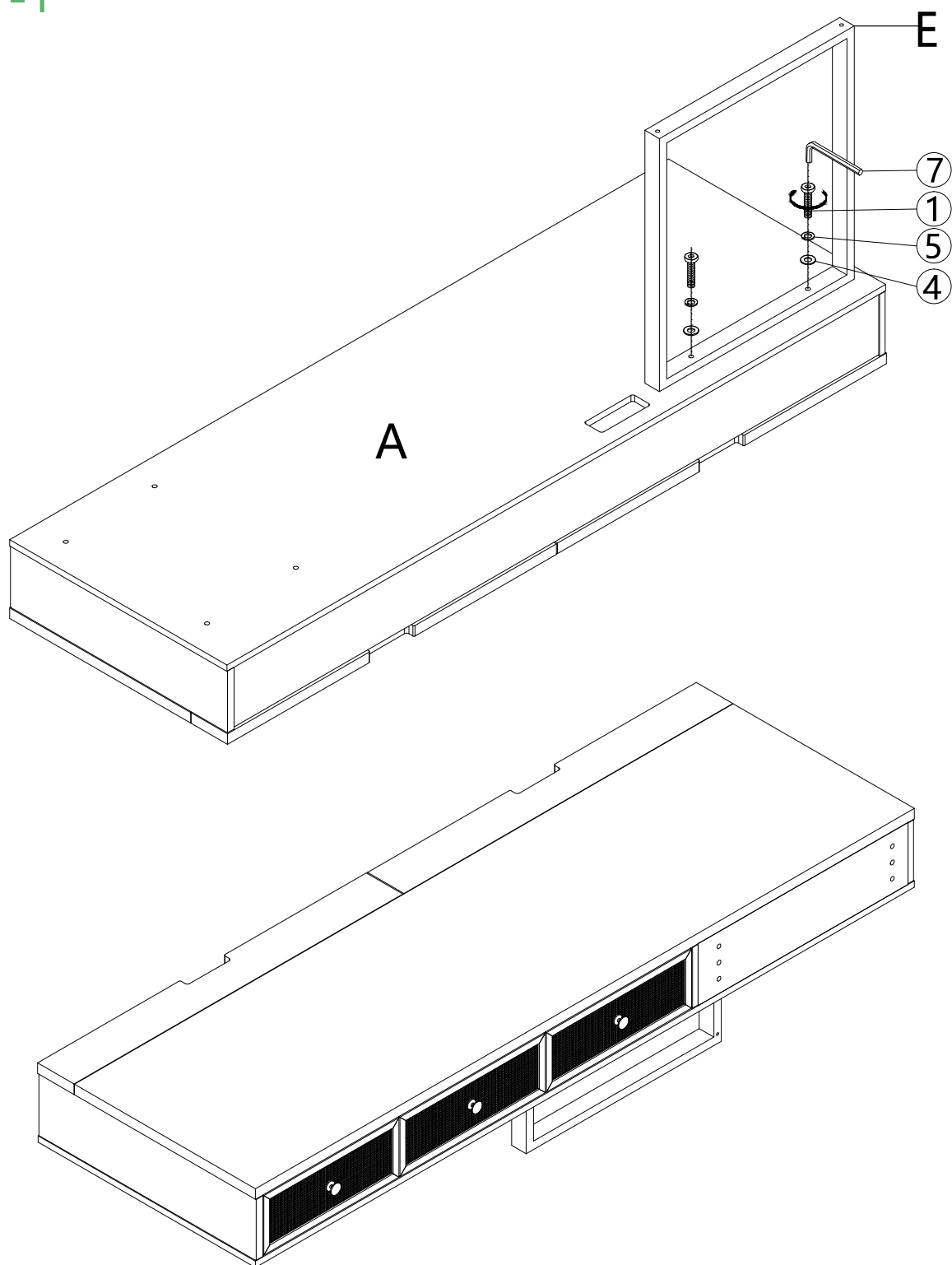
#4	x3
	
Flat Washer	
φ5/16*φ16*1mm	


#5	x3
	
Spring washer	
φ5/16*1.5mm	


#6	x1
	
Wood Dowel	
φ10*20mm	


ASSEMBLY INSTRUCTIONS

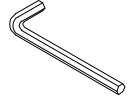
STEP-1



#1	x2
	
Bolts	
φ5/16*38mm	

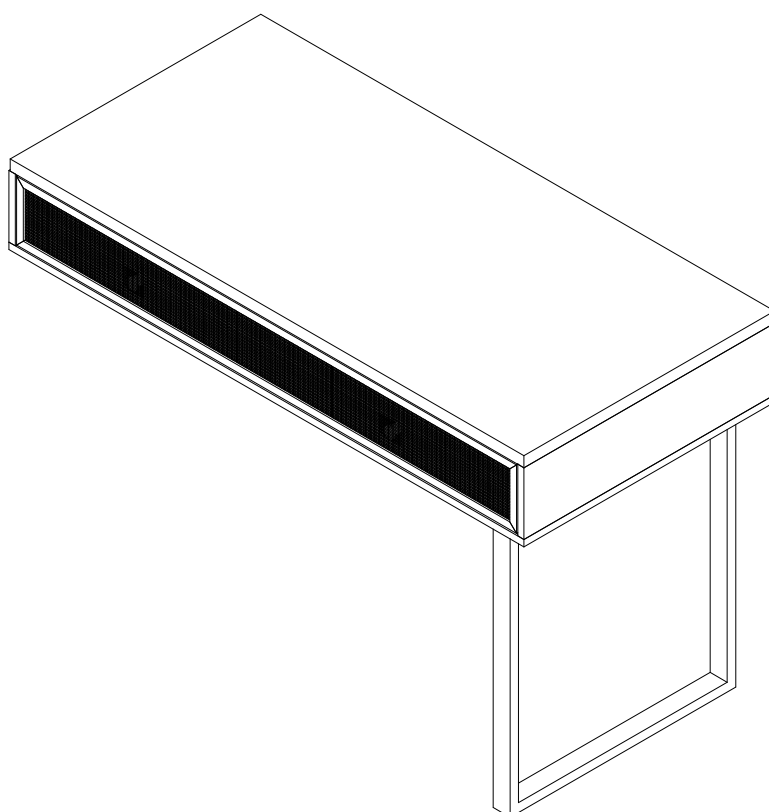
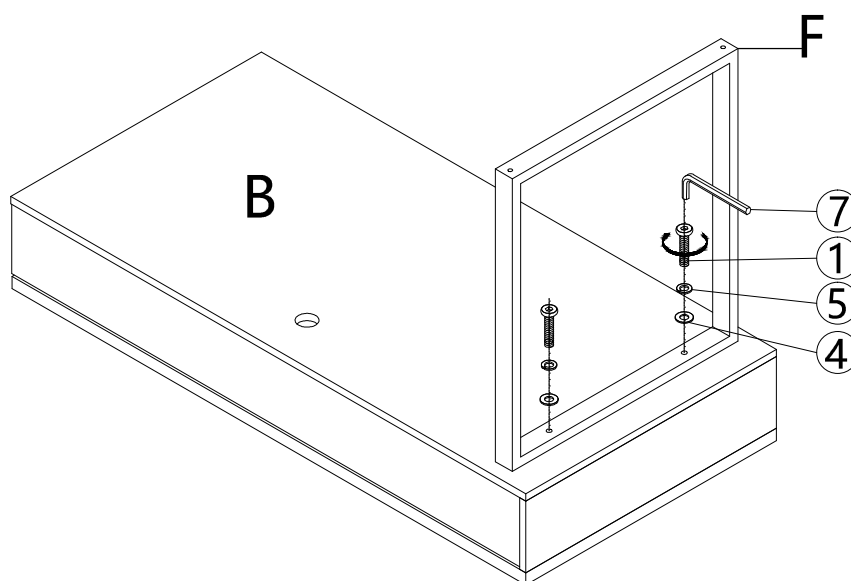
#4	x2
	
Flat Washer	
φ5/16*φ16*1mm	


#5	x2
	
Spring washer	
φ5/16*1.5mm	


#7	x1
	
Allen Key	

ASSEMBLY INSTRUCTIONS

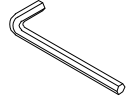
STEP-2



#1	x2
	
Bolts	
φ5/16*38mm	

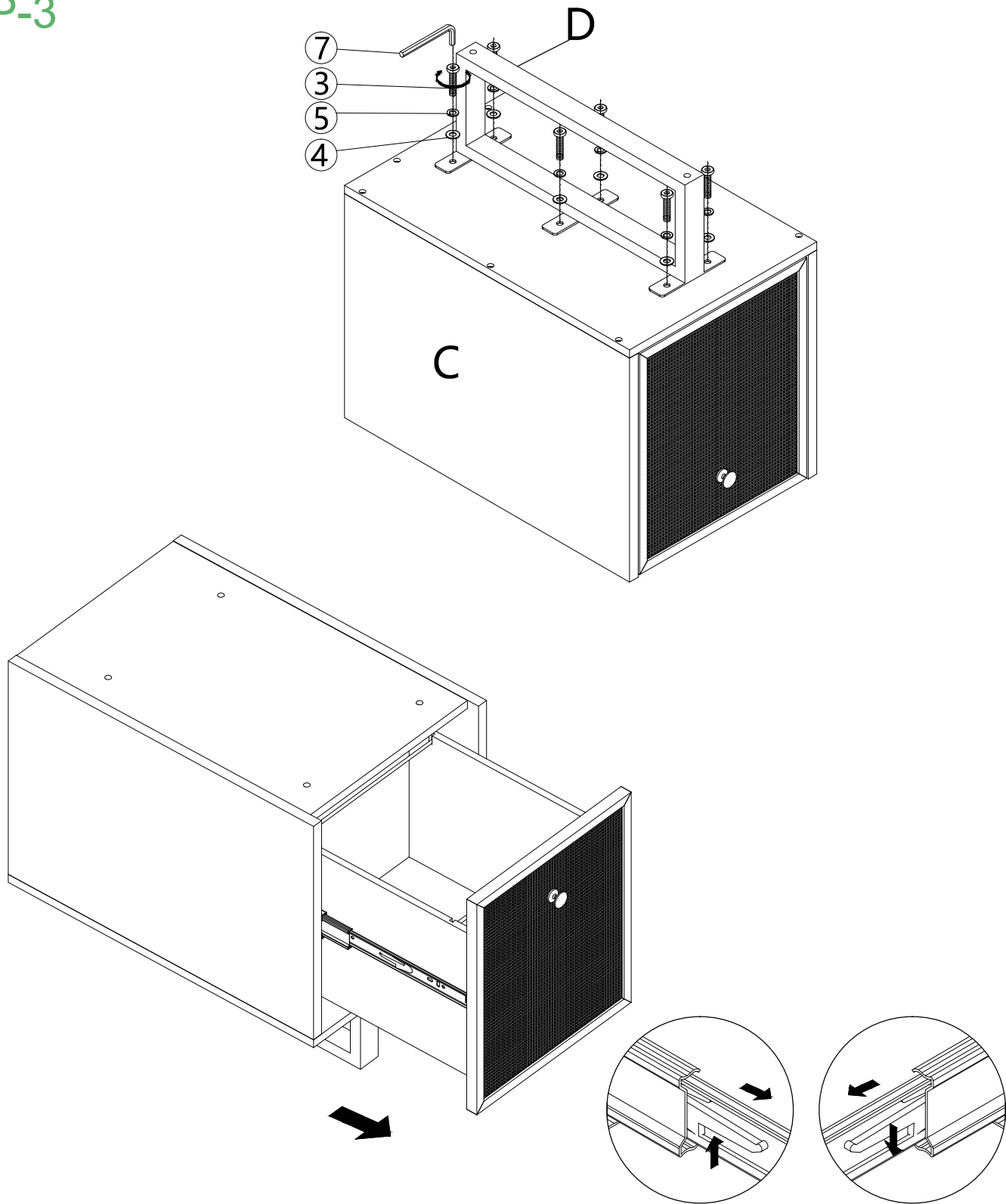
#4	x2
	
Flat Washer	
φ5/16*φ16*1mm	


#5	x2
	
Spring washer	
φ5/16*1.5mm	

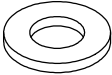
#7	x1
	
Allen Key	


ASSEMBLY INSTRUCTIONS

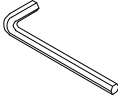
STEP-3



#3	x6
	
Bolts	
φ5/16*19mm	

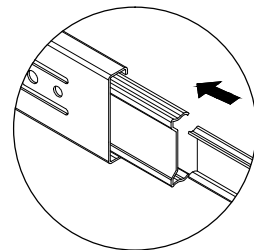
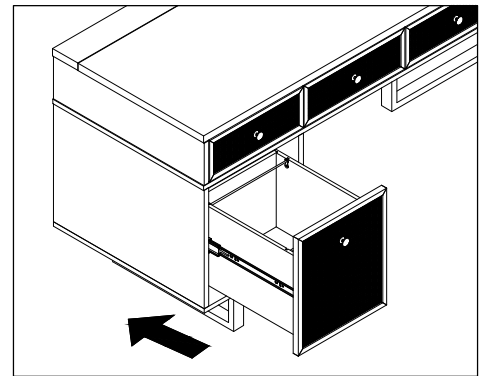
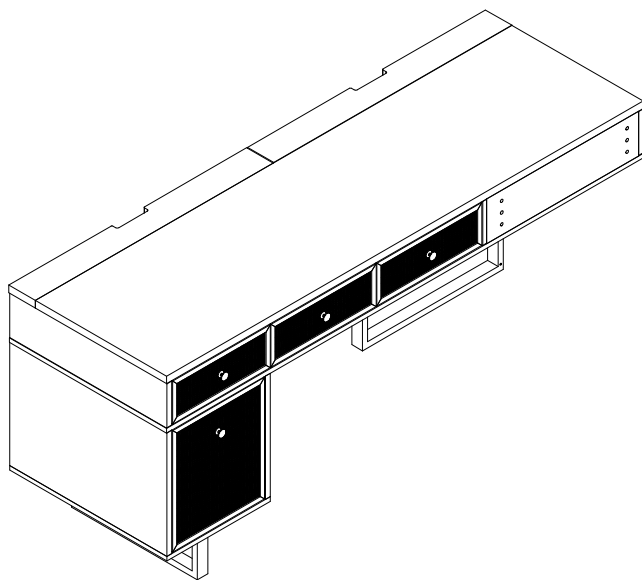
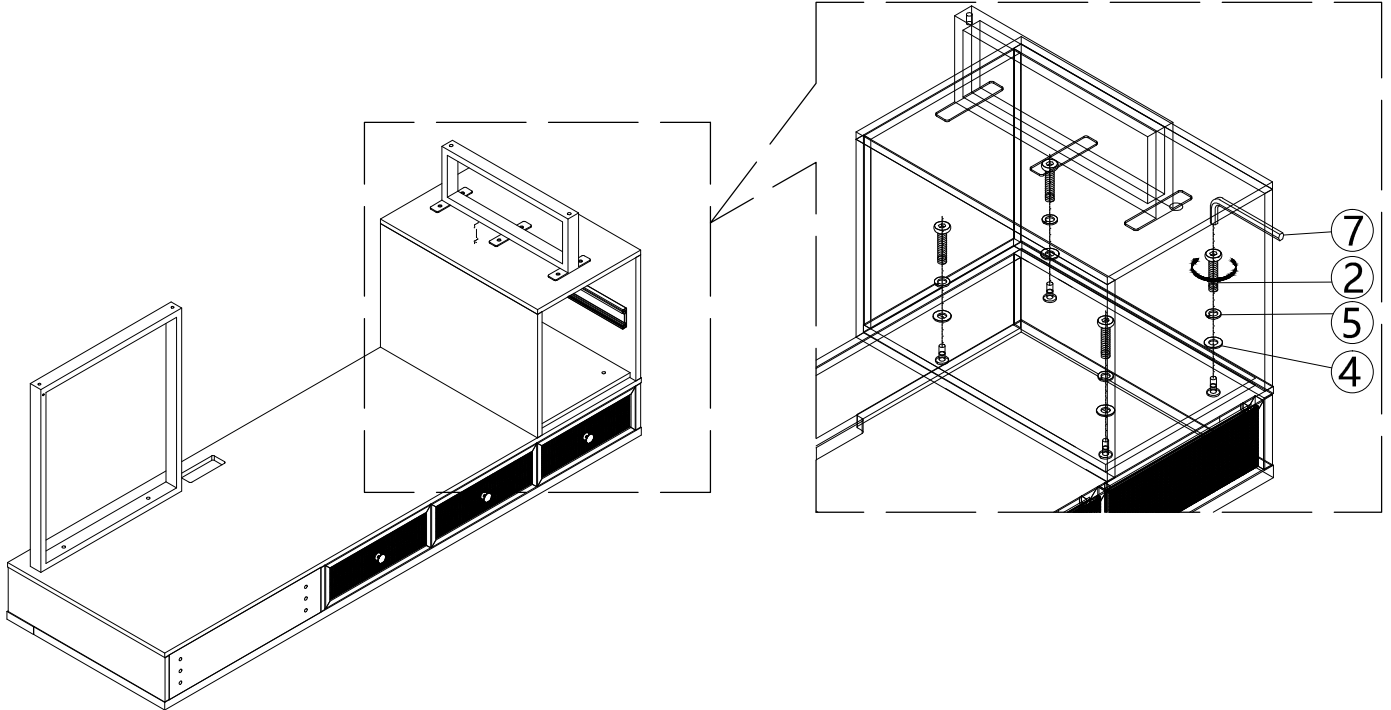
#4	x6
	
Flat Washer	
φ5/16*φ16*1mm	


#5	x6
	
Spring washer	
φ5/16*1.5mm	


#7	x1
	
Allen Key	


ASSEMBLY INSTRUCTIONS

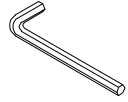
STEP-4



#2	x4
	
Bolts	
φ5/16*32mm	

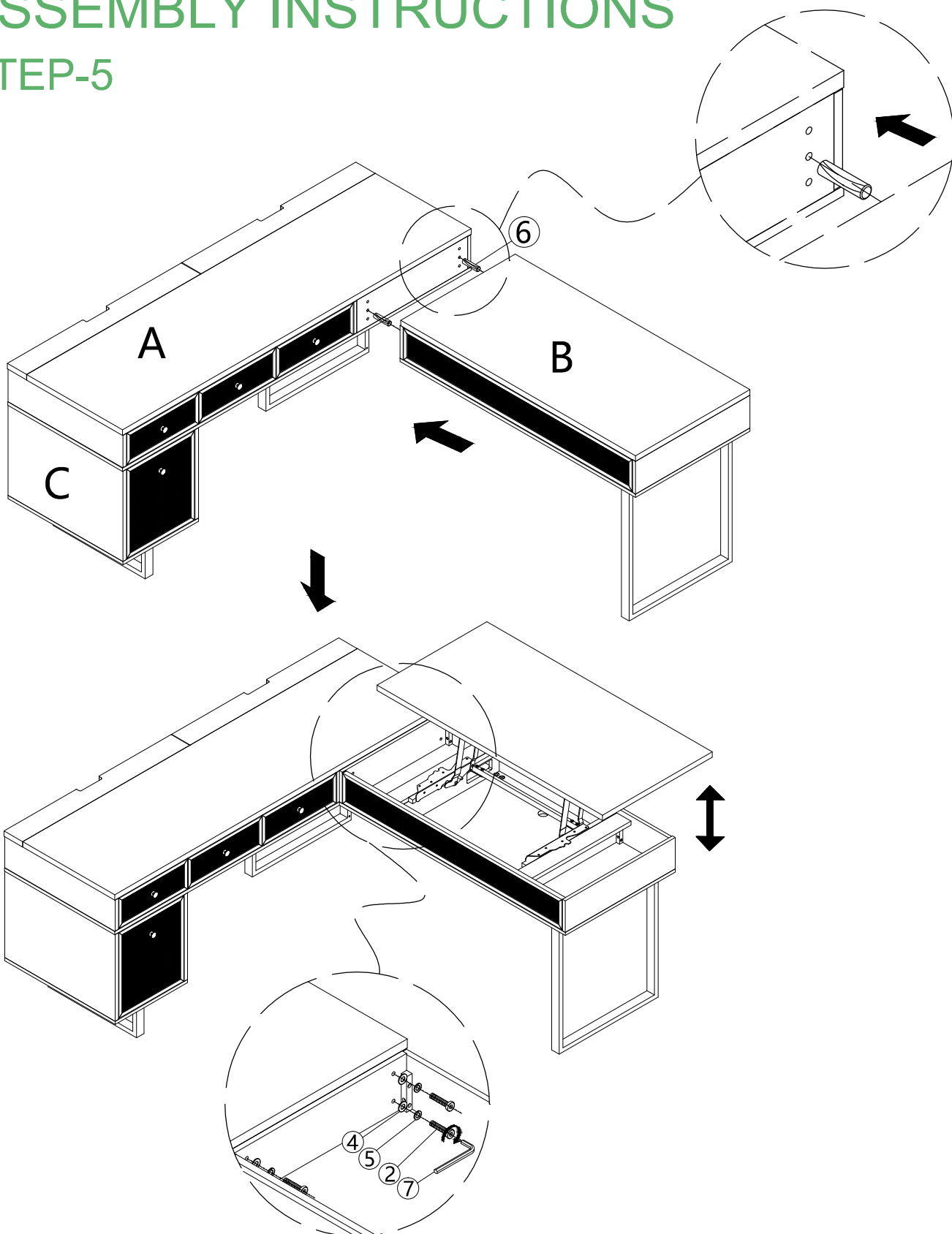
#4	x4
	
Flat Washer	
φ5/16*φ16*1mm	

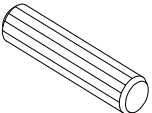
#5	x4
	
Spring washer	
φ5/16*1.5mm	


#7	x1
	
Allen Key	

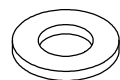
ASSEMBLY INSTRUCTIONS


STEP-5

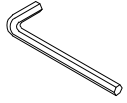


#6	x2
	
Wood Dowel	
ø10*20mm	

#2	x4
	
Bolts	
ø5/16*32mm	

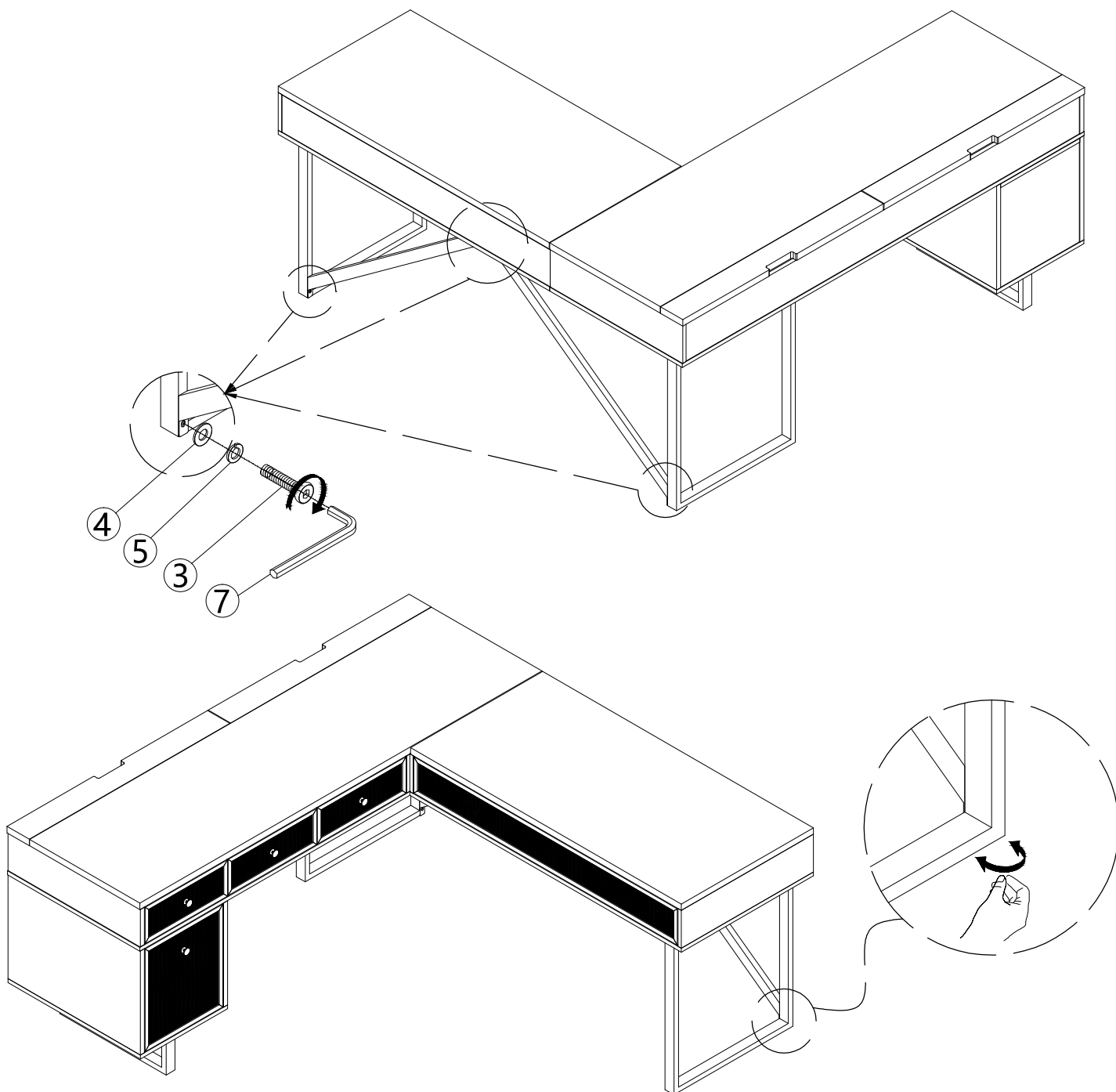
#4	x4
	
Flat Washer	
ø5/16*ø16*1mm	


#5	x4
	
Spring washer	
ø5/16*1.5mm	


#7	x1
	
Allen Key	


ASSEMBLY INSTRUCTIONS

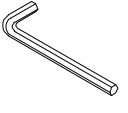
STEP-6



#3	x6
	
Bolts	
φ5/16*19mm	

#4	x6
	
Flat Washer	
φ5/16*φ16*1mm	

#5	x6
	
Spring washer	
φ5/16*1.5mm	

#7	x1
	
Allen Key	

WARRANTY

1. We strive to offer high-quality products, and we also try our best to satisfy each and every customer that orders from us with product or service as needed.
2. We provide 30 days warranty starting from the time you receive the item. Each customer must provide a record of their order such as the order number, or item receipt for any items that are out of the warranty period you may also still receive.
3. Replacement parts by purchasing them with our company if they are available.