





ASSEMBLY INSTRUCTION

CVFZR6167

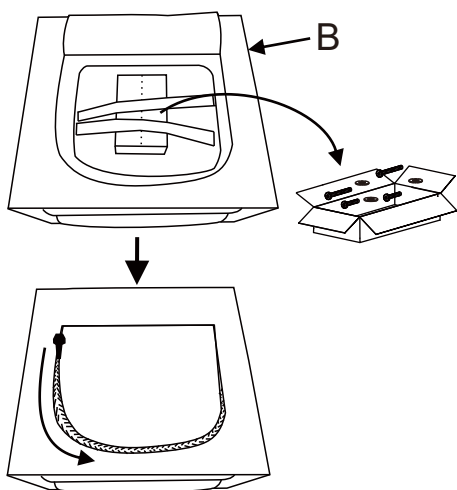
PARTS

S.No.	DESCRIPTION		QTY
A		Front foot	4
B		Seat frame	1

HARDWARE

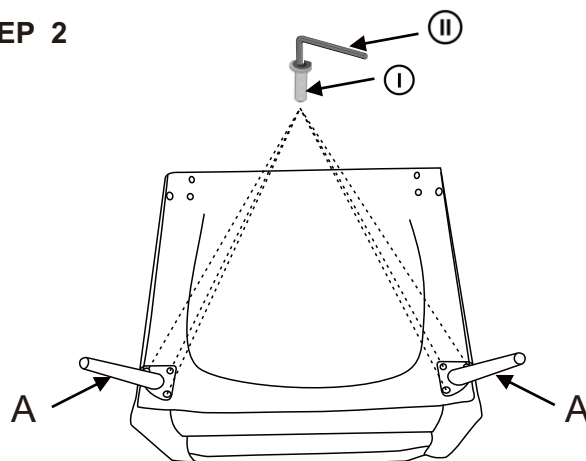
S.No.	DESCRIPTION		QTY
Ⅰ		FALLEN BOLT M6*18MM	12
Ⅱ		ALLEN KEY M6	1

STEP 1



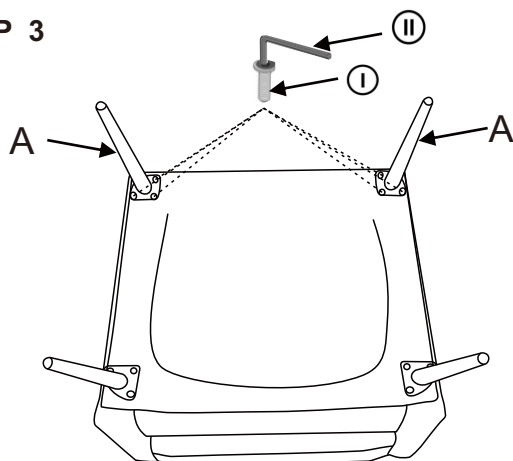
Remove the tool box from the bottom of the seat and zip it up.

STEP 2



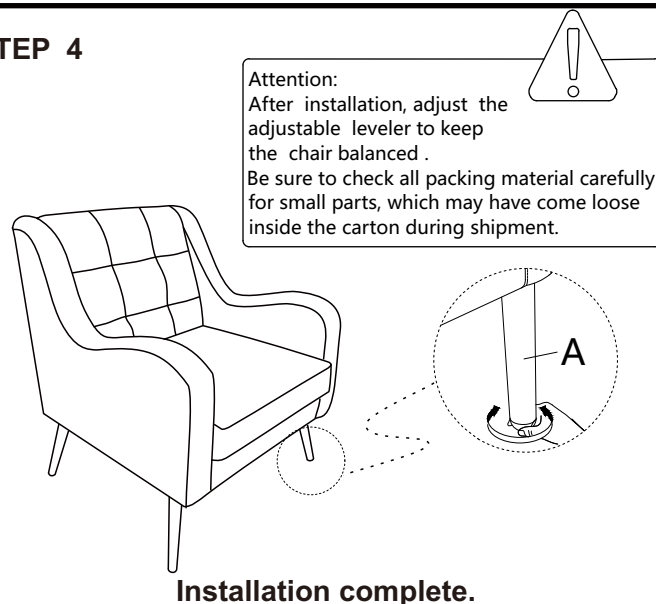
Install the front foot to the bottom of the seat.

STEP 3



Install the back foot to the bottom of the seat.

STEP 4



Installation complete.

MADE IN CHINA