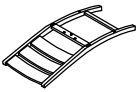
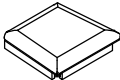
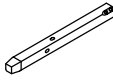
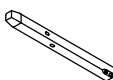
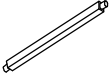
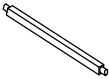




ASSEMBLY INSTRUCTIONS

LADDERBACK STOOL WITH UPHOLSTERED SEAT

NO.	Parts List		Q' TY
A		Chair Back	1
B		Chair Seat	1
C		Front Leg (Right)	1
D		Front Leg (Left)	1
E		Side stretcher (Right)	1
F		Side stretcher (Left)	1
G		Front stretcher	1

NO.	Hardware list		Q' TY
1		5/16"*3-1/8" Allen Bolts	4
2		5/16"*2-1/4" Allen Bolts	4
3		5/16"*1-1/2" Allen Bolts	3
4		Spring Washers (8mm)	11
5		Flat Washers(8*19*2mm)	11
6		#8x 1-1/2" Wood Screw	6
7		Allen Key (4mm)	1

