

ASSEMBLY INSTRUCTION

COCKTAIL TABLE

PART LIST:

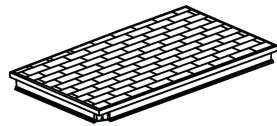


Table Top
1pc




Table Shelf
1pc

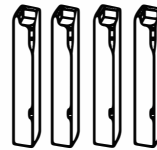




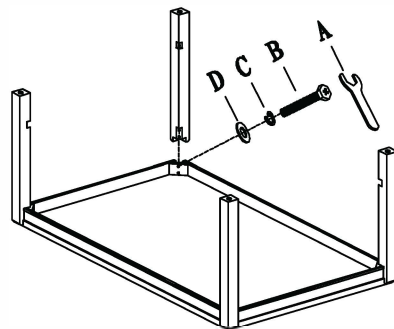


Table Leg
4pcs

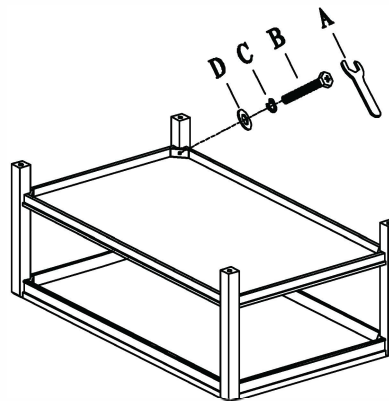
HARDWARE LIST

A		Allen Wrench	12mm	1 PC
B		Bolt	Ø5/16**3"	12 PCS
C		Spring Washer	Ø5/16**13.4mm	12 PCS
D		Flat Washer	Ø5/16**23mm	12 PCS

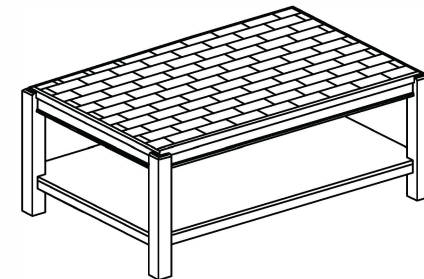
STEP 1



STEP 2



COMPLETED



For items use on wooden floor, hard surfaces or carpets, it is recommended to install protective pads under all legs and supports to avoid/prevent from damages/scratches and discoloration