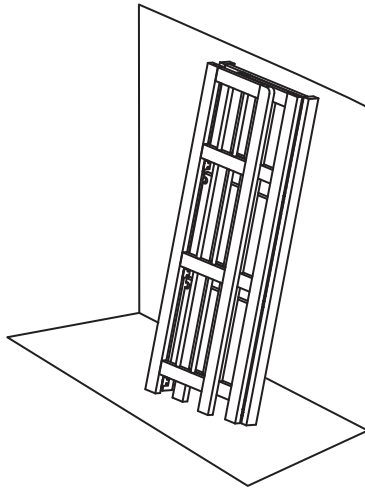
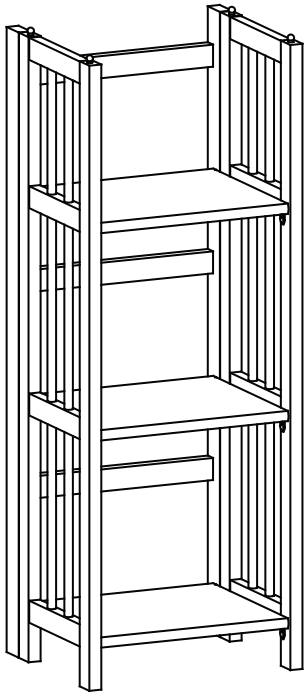


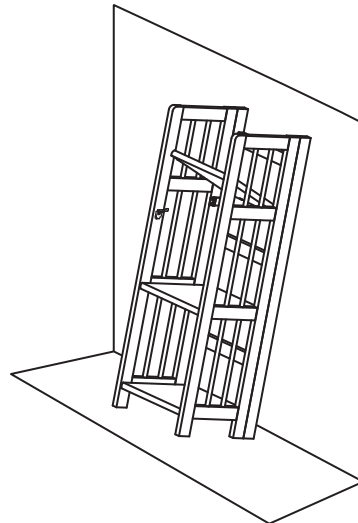
Assembly Instruction

Folding Stacking Bookcase 14"W



Step 1 : Gently lean the closed bookcase against the wall with a slight tilt to the back as per Diag.1.

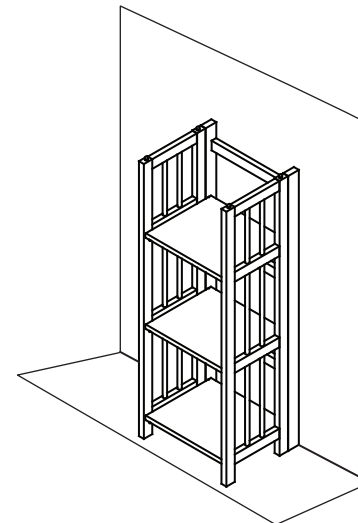
Diag.1.



Step 2 : Open side panels and while they are opened lower each shelf as per Diag. 2. Make sure each shelf rests on the metal clip one on each side of the side panels.

Diag.2.

"It is dangerous to stack two units one on top of the other. The small base isn't stable enough for such combination."



Step 3 : Stand the bookcase to its upright position as per Diag.3

Diag.3.